



Lake Shore  
Studios, LLC

.....

Domestic & Import  
Lampshades



## Table of Contents

### Domestic Shades

|                            |    |
|----------------------------|----|
| Ordering Information ..... | 4  |
| Fabric List .....          | 6  |
| Hardback Shades .....      | 8  |
| Domestic Trims .....       | 35 |

### Shoreline Imports

|                            |    |
|----------------------------|----|
| Ordering Information ..... | 36 |
| SoftBack Shades .....      | 37 |
| Hardback Shades .....      | 57 |
| Chandelier Shades .....    | 63 |
| Pendant Kits .....         | 70 |

# Before You Order ...

Lake Shore Studios' 40,000 sq ft facility is located in beautiful, historic Meridian, Mississippi. Since 1979, Lake Shore Studios has created beautiful and affordable hardback lampshades for corporate and residential use. We are committed to providing the highest quality products with the friendliest and most conscientious service in the industry. Although our line of products incorporates the most up-to-date styles in fabrics and patterns, we can also create customized shades to your exact specifications. Call Lake Shore Studios today for pricing and availability.

**How to Place an Order:** Customers may order online, fax, email or by calling our customer service department.

**Payment Terms:** Net 30 Days

**Service Charges:** 1 1/2% service charge (\$5 minimum) on all past due invoices. New accounts will be asked to furnish credit references before orders can be processed. Past due accounts may prevent your orders from being entered or shipped until current. This includes service charges. There will be a \$30 charge for NSF checks.

**Minimum Order:** There is no minimum for established customers. Orders less than \$50 will be charged a \$5 service fee.

**Shipping:** All truck shipments are F.O.B. factory. We will follow all routing instructions given. If none are given, we will ship by most economical means possible.

**Drop Shipping:** Third party drop shipping is available with a \$5 service charge.

**Address Corrections:** There will be a \$5 service charge if we need to change a shipping address for any reason.

**Returns or Deductions:** Please inspect your shipment carefully for damage and defects upon receipt of your order. Do not destroy any cartons or shades and give us a call immediately for further instructions. No returns or deductions will be taken without consent from our Customer Service Department in Meridian, Mississippi.

**Physical Shipping Address:**

Lake Shore Studios, LLC  
1207 NE Industrial Park Road  
Meridian, MS 39301

**WE DO NOT RECEIVE STREET MAIL. This address is for carrier packages only.**

**Mailing Address:**

Lake Shore Studios, LLC  
P.O. Box 1929  
Meridian, MS 39302

**PLEASE DO NOT SEND LARGE BOXES TO P.O. BOX (or by US Postal Service).**

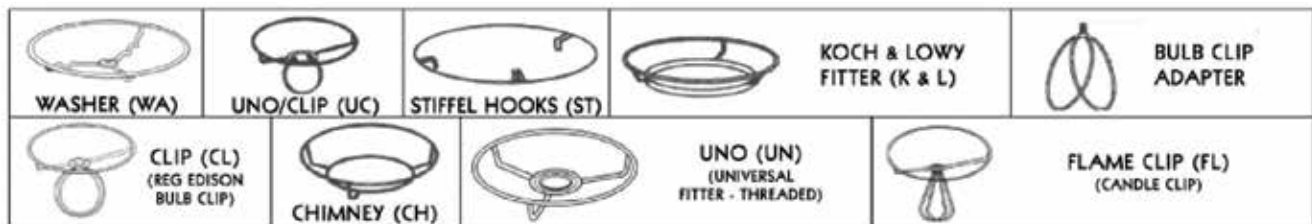
**Freight Damages:** Any truck freight damage claim must be filed with the delivering carrier. Any internal shortages or freight damages must be reported to our Customer Service Department within 7 days after receipt of order.

**Prepricing:** We can put your retail prices on all shades. This service is available at no charge. You tell us what your retail mark-up is, how you want your final price rounded off, and all your tags for regular orders will be preprinted with your retail price. Your company name, city and state will appear on your tags as well.

**Online Accounts:** Customers can have access to order and browse online by requesting a username and password. Email [meredith@lakeshorestudiosllc.com](mailto:meredith@lakeshorestudiosllc.com) to have this set up.

## Fitters / Diffusers / Trims

Available upon request: European fitter flat washer (1-5/8" ID, 2-3/4" OD), Unthreaded Uno (press on) and Phenolic washers (with 7/8" 1-1/8", 1-3/8" or 1-5/8" ID).



- All washers and clips are brass plated. Nickel, bronze, black and white plating available upon request for a small upcharge
- All washer tops, 8" or larger, have reflector mounts
- Abbreviations: WA - Washer, CL - Regular Clip, FL - Flame Clip, UC - Uno Clip, UN - Uno, CH - Chimney
- Circled fitters furnished unless specified
- Bulb Clips are available for \$1.00/ea per 100, \$1.50/ea per 50, and \$2/ea less than 50 pieces
- Custom sizes are available at comparable prices
- Special fitters, frames and shapes will be quoted
- Recovers and repairs will also be quoted
- Rolled edge is available on most fabrics, add \$.60/bottom diameter, min. \$6.00. N/A on Full Frame styles
- Acrylic or Fabric diffusers are available, note if center hole is needed or not. \$1.50/bottom diameter

## Customs

**Painted Shades:** Paintable fabrics are noted on complete fabric list; add \$3 or send us your own paint number and we will match it. There is a fee of \$25 for a custom paint color.

**Custom Textiles:** Customers can send in their own fabrics, wallpaper, etc for custom shades. Unable to use 100% silk. Price to be quoted.

**Custom Sizes:** Custom sized shades are available. Price to be quoted.

| Material | Misc | Price Group | Color and Description   |
|----------|------|-------------|---|
| 107      | SL   | 6           | ECRU and white buffalo plaid on slubbed canvas  |
| 122      | ● T  | 2           | BLACK or WHITE parchment with matte silver foil back; also SILVER with white back   |
| 123      | ● T  | 2           | BLACK or WHITE parchment with matte gold foil back; also GOLD with white back   |
| 124      | ● T  | 3           | BLACK parchment with gold tortoise shell back   |
| 125      | ● T  | 3           | BLACK or WHITE parchment with gold pony hair foil back  |
| 126      | L T  | 1           | CREAM parchment on styrene  |
| 128      | T    | 7           | CORK on styrene   |
| 210      |      | 2           | BLACK and white striped fabric on styrene (vertical)  |
| 213      |      | 2           | NOIL raw silk on styrene  |
| 250      | RE   | 4           | CREAM, NATURAL or WHITE cotton with clear protective vinyl outside (rolled edge only)   |
| 313      |      | 7           | CAMEL, NATURAL or IVORY raw silk on styrene   |
| 317      |      | 6           | EGGSHELL or NATURAL pongee silk on styrene  |
| 501      |      | 4           | CHEETAH, LEOPARD or ZEBRA animal print fabric on styrene  |
| 503      | RE   | 7           | TEAL or JUNIPER velvet on styrene   |
| 507      |      | 3           | EGG or WHITE slubless innsbruck fabric on styrene   |
| 511      | L T  | 1           | BEIGE marbelized paper on styrene   |
| 512      |      | 4           | FRENCH GRAY slubbed canvas with white abstract dots   |
| 513      | ● T  | 2           | BLACK or WHITE parchment with flat white back   |
| 514      |      | 3           | BLACK, CAFÉ, RED or TAN silk like slubless fabric on styrene  |
| 515      |      | 3           | ANTIQUÉ, EGG or WHITE shantung fabric on styrene  |
| 516      |      | 6           | IVORY, MINERAL or TAUPE long slubbed fabric on styrene  |
| 517      |      | 7           | ANTIQUÉ GOLD, AUTUMN, BLACK, BRONZE, BUTTERCUP, CHAMPAGNE, CHOCOLATE, CREAM, GRAPHITE, IVORY, KHAKI, LIME, MOCHA, ORANGE, PEWTER, PLUM, POINSETTIA, RUBY, SILVER, SPRING GREEN, TURQUOISE or YELLOW dupioni silk on styrene |
| 518      |      | 4           | EGG or WHITE tissue shantung fabric on styrene  |
| 520      |      | 4           | NATURAL or WHITE heavy burlap on styrene  |
| 523      |      | 5           | BLACK (on parchment-not available in RE), GRAY, NATURAL, PINK, SILVER, SURF or VANILLA linen on styrene   |
| 524      |      | 5           | APPLE, CHAMPAGNE, CHOCOLATE, CRANBERRY, CREAM, DRIFTWOOD, NAVY, PAPRIKA, RED, STONEWASH, YELLOW OR WHITE LINEN on styrene   |
| 526      |      | 5           | WHITE heavy slubbed linen on styrene  |
| 527      | RE   | 7           | CITRON, IVORY, MAIZE, RED CLAY, SKY or SEAFOAM fabric by Sunbrella (white enamel fitters)   |



|     |     |   |   |
|-----|-----|---|---|
| 528 |     | 6 | BEIGE, BLACK, EGGSHELL, HEATHER, OATMEAL or WHITE imported linen on styrene                         |
| 535 |     | 4 | AQUA, CAFÉ, IVORY, SAND or STONE striped silk fabric on styrene                                     |
| 536 | RE  | 7 | LATTE fabric by Sunbrella on styrene (rolled edge only-white enamel fitters)                        |
| 538 |     | 4 | NAVY slubbed canvas with a cream dotted pattern   |
| 540 | L T | 1 | BEIGE or OILED kraft paper on styrene   |
| 541 | T   | 7 | CITRON, KRAFT, SAND or WHITE pleated kraft on styrene   |
| 550 |     | 1 | CREAM, EGG or WHITE muslin fabric on styrene  |
| 690 |     | 6 | BLACK, IVORY or QUARTZ charmeuse silk on styrene  |
| 840 |     | 5 | ANTIQUE, EGG or WHITE shantung mushroom pleat over styrene  |
| 845 |     | 6 | ANTIQUE, EGG or WHITE shantung box pleat over styrene   |
| 850 |     | 4 | BEIGE, BLACK, BLEACHED WHITE, BURGANDY, EGG, NAVY, TEAL or WHITE muslin mushroom pleat over styrene |
| 857 |     | 7 | BLACK or GOLD pleated organza on styrene  |
| 860 |     | 6 | ANTIQUE, BLACK, EGG or WHITE shantung crystal pleat over styrene                                    |
| 915 | L T | 1 | WHITE parchment on styrene  |
| 950 |     | 3 | BLACK shantung fabric on parchment (not available in RE)  |
| 954 |     | 5 | BLACK shantung fabric on gold foil back (not available in RE)                                       |
| 960 | T   | 7 | GRAY lacquered paper over styrene   |
| 961 | ● T | 8 | WHITE snakeskin texture paper   |
| 962 |     | 8 | GOLD pinstripes on white fabric over styrene (Solid cream trim available)                           |
| 963 | T   | 6 | WHITE woodgrain pattern paper   |
| 964 | T   | 8 | NATURAL woven rafia over styrene  |
| 965 | RE  | 8 | GRAY or TAN embroidered on white fabric over styrene  |
| 966 |     | 3 | GRAY twill with white abstract chevrons over styrene  |

|    |  |
|----|--|
| ●  | These fabrics can be sprayed COVENTRY GRAY, TROUT GRAY, HALE NAVY, BROWN, BURGANDY, CREAM, HUNTER OR NAVY; ADD \$3. Or send us your own paint color number and we'll match it (\$25 first time fee for custom paint colors). |
| L  | Recommended for rawhide lacing; see trim page for pricing  |
| T  | Tape only  |
| RE | Rolled edge only. There is an upcharge on these fabrics.   |
| SL | Size limits. This fabric can only be used on same diameter top and bottom  |

## Fabrics Available in 1" Trim

317 EGG  
317 NATURAL  
517 BLACK

517 CHOCOLATE  
517 RUBY  
520 NATURAL  
528 HEATHER

528 WHITE  
919 CREAM  
950 BLACK

# Shallow Drum / Style 25

| Size | Fitter | Recess | Top | Bottom | Side   |
|------|--------|--------|-----|--------|--------|
| 12"  | WA     | 1/2"   | 11" | 12"    | 7"     |
| 15"  | WA     | 1/2"   | 14" | 15"    | 8 1/2" |
| 17"  | WA     | 1/2"   | 16" | 17"    | 9"     |
| 19"  | WA     | 1/2"   | 17" | 19"    | 11"    |



527 Ivory  
Rolled Edge

### Fabric Options

| 1   | 2   | 3   | 4    | 5   | 6   | 7    | 8    |
|-----|-----|-----|------|-----|-----|------|------|
| 126 | 122 | 124 | *250 | 523 | 107 | 128  | 961  |
| 511 | 123 | 125 | 501  | 524 | 317 | 313  | 962  |
| 540 | 210 | 507 | 512  | 526 | 516 | *503 | 964  |
| 550 | 213 | 514 | 518  | 840 | 528 | 517  | *965 |
| 915 | 509 | 515 | 520  | 954 | 690 | *527 |      |
|     | 513 | 950 | 535  |     | 845 | *536 |      |
|     |     | 966 | 538  |     | 860 | 541  |      |
|     |     |     | 850  |     | 963 | 857  |      |
|     |     |     |      |     |     | 960  |      |

\*Added rolled edge cost

# Deep Taper / Style 29



503 Juniper



541 Citron

| Size | Fitter | Recess | Top | Bottom | Side   |
|------|--------|--------|-----|--------|--------|
| 6"   | FL     | 1/2"   | 3"  | 6"     | 7 1/2" |
| 7"   | (FL)WA | 1/2"   | 3"  | 7"     | 9"     |
| 8"   | WA     | 1/2"   | 4"  | 8"     | 10"    |
| 9"   | WA     | 1/2"   | 4"  | 9"     | 11"    |
| 10"  | WA     | 1/2"   | 4"  | 10"    | 12"    |
| 12"  | WA     | 1/2"   | 5"  | 12"    | 13"    |

### Fabric Options

| 1   | 2   | 3   | 4    | 5   | 6   | 7    | 8    |
|-----|-----|-----|------|-----|-----|------|------|
| 126 | 122 | 124 | *250 | 523 | 107 | 128  | 961  |
| 511 | 123 | 125 | 501  | 524 | 317 | 313  | 962  |
| 540 | 210 | 507 | 512  | 526 | 516 | *503 | 964  |
| 550 | 213 | 514 | 518  | 840 | 528 | 517  | *965 |
| 915 | 509 | 515 | 520  | 954 | 690 | *527 |      |
|     | 513 | 950 | 535  |     | 845 | *536 |      |
|     |     | 966 | 538  |     | 860 | 541  |      |
|     |     |     | 850  |     | 963 | 857  |      |
|     |     |     |      |     |     | 960  |      |

\*Added rolled edge cost





124 Black

Fabric Options

| 1   | 2   | 3   | 4    | 5   | 6   | 7    | 8    |
|-----|-----|-----|------|-----|-----|------|------|
| 126 | 122 | 124 | *250 | 523 | 107 | 128  | 961  |
| 511 | 123 | 125 | 501  | 524 | 317 | 313  | 962  |
| 540 | 210 | 507 | 512  | 526 | 516 | *503 | 964  |
| 550 | 213 | 514 | 518  | 840 | 528 | 517  | *965 |
| 915 | 509 | 515 | 520  | 954 | 690 | *527 |      |
|     | 513 | 950 | 535  |     | 845 | *536 |      |
|     |     | 966 | 538  |     | 860 | 541  |      |
|     |     |     | 850  |     | 963 | 857  |      |
|     |     |     |      |     |     | 960  |      |

\*Added rolled edge cost

# Drum / Style 30

| Size | Fitter        | Recess | Top | Bottom | Side   |
|------|---------------|--------|-----|--------|--------|
| 6"   | CL FL, UN, UC | 1/2"   | 5"  | 6"     | 5"     |
| 8"   | CL WA, UN, UC | 1/2"   | 6"  | 8"     | 6 1/2" |
| 9"   | WA CL         | 1/2"   | 7"  | 9"     | 7"     |
| 10"  | WA            | 1/2"   | 8"  | 10"    | 8"     |
| 11"  | WA            | 1/2"   | 9"  | 11"    | 9"     |
| 12"  | WA            | 1/2"   | 10" | 12"    | 10"    |
| 13"  | WA            | 1/2"   | 11" | 13"    | 11"    |
| 14"  | WA            | 1/2"   | 12" | 14"    | 12"    |
| 15"  | WA            | 1/2"   | 13" | 15"    | 13"    |
| 16"  | WA            | 1/2"   | 14" | 16"    | 14"    |
| 17"  | WA            | 1/2"   | 15" | 17"    | 15"    |
| 18"  | WA            | 5"     | 16" | 18"    | 16"    |
| 19"  | WA            | 6"     | 17" | 19"    | 17"    |
| 20"  | WA            | 6"     | 18" | 20"    | 18"    |

# Retro Drum / Style 134

| Size | Fitter | Recess | Top | Bottom | Side    |
|------|--------|--------|-----|--------|---------|
| 8"   | WA     | 1/2"   | 7"  | 8"     | 6"      |
| 9"   | WA     | 1/2"   | 8"  | 9"     | 7"      |
| 10"  | WA     | 1/2"   | 9"  | 10"    | 8"      |
| 11"  | WA     | 1/2"   | 10" | 11"    | 8 1/2"  |
| 12"  | WA     | 1/2"   | 11" | 12"    | 9"      |
| 13"  | WA     | 1/2"   | 12" | 13"    | 9 1/2"  |
| 14"  | WA     | 1/2"   | 13" | 14"    | 10"     |
| 15"  | WA     | 1/2"   | 14" | 15"    | 10 1/2" |
| 16"  | WA     | 1/2"   | 15" | 16"    | 11"     |
| 17"  | WA     | 1/2"   | 16" | 17"    | 11 1/2" |
| 18"  | WA     | 1/2"   | 17" | 18"    | 12"     |
| 19"  | WA     | 1/2"   | 18" | 19"    | 14"     |
| 20"  | WA     | 1/2"   | 19" | 20"    | 14 1/2" |
| 21"  | WA     | 1/2"   | 20" | 21"    | 15"     |
| 22"  | WA     | 1/2"   | 21" | 22"    | 15 1/2" |



317 Natural with 1" Trim

Fabric Options

| 1   | 2   | 3   | 4    | 5   | 6   | 7    | 8    |
|-----|-----|-----|------|-----|-----|------|------|
| 126 | 122 | 124 | *250 | 523 | 107 | 128  | 961  |
| 511 | 123 | 125 | 501  | 524 | 317 | 313  | 962  |
| 540 | 210 | 507 | 512  | 526 | 516 | *503 | 964  |
| 550 | 213 | 514 | 518  | 840 | 528 | 517  | *965 |
| 915 | 509 | 515 | 520  | 954 | 690 | *527 |      |
|     | 513 | 950 | 535  |     | 845 | *536 |      |
|     |     | 966 | 538  |     | 860 | 541  |      |
|     |     |     | 850  |     | 963 | 857  |      |
|     |     |     |      |     |     | 960  |      |

\*Added rolled edge cost



513 White  
Painted Coventry Gray

# Cone / Style 31



523 Surf



122 Black

### Fabric Options

| 1   | 2   | 3   | 4    | 5   | 6              | 7    | 8    |
|-----|-----|-----|------|-----|----------------|------|------|
| 126 | 122 | 124 | *250 | 523 | 107            | 128  | 961  |
| 511 | 123 | 125 | 501  | 524 | 317            | 313  | 962  |
| 540 | 210 | 507 | 512  | 526 | 516            | *503 | 964  |
| 550 | 213 | 514 | 518  | 840 | 528            | 517  | *965 |
| 915 | 509 | 515 | 520  | 954 | 690            | *527 |      |
|     |     | 513 | 950  | 535 | <del>846</del> | *536 |      |
|     |     |     | 966  | 538 | <del>860</del> | 541  |      |
|     |     |     |      | 850 | 963            | 857  |      |
|     |     |     |      |     |                | 960  |      |

\*Added rolled edge cost

| Size | Fitter                 | Recess | Top | Bottom | Side   |
|------|------------------------|--------|-----|--------|--------|
| 5"   | FL                     | 1/2"   | 3"  | 5"     | 4 3/8" |
| 6"   | FL                     | 1/2"   | 3"  | 6"     | 5"     |
| 7"   | FL, CH, CL, UN         | 1/2"   | 3"  | 7"     | 5"     |
| 8"   | FL, CH, CL, UN         | 1/2"   | 3"  | 8"     | 5 1/2" |
| 10"  | CL, CH, UC, UN, FL, WA | 1/2"   | 4"  | 10"    | 6"     |
| 12"  | WA, CL, CH, UC, UN, FL | 1/2"   | 4"  | 12"    | 7"     |
| 14"  | WA, CL, CH, UC, UN, FL | 1/2"   | 4"  | 14"    | 8"     |
| 16"  | WA, CH, UC, CL         | 1/2"   | 5"  | 16"    | 8 1/2" |
| 18"  | WA, CH, UC, CL         | 1/2"   | 5"  | 18"    | 9 1/2" |
| 20"  | WA                     | 1/2"   | 6"  | 20"    | 11"    |
| 22"  | WA                     | 1/2"   | 7"  | 22"    | 12"    |
| 24"  | WA                     | 1/2"   | 8"  | 24"    | 14"    |



# Deep Cone / Style 32

| Size | Fitter                 | Recess | Top | Bottom | Side    |
|------|------------------------|--------|-----|--------|---------|
| 9"   | WA, CL, CH, UC, UN, FL | 1/2"   | 4"  | 9"     | 7"      |
| 10"  | WA, CL, CH, UC, UN, FL | 1/2"   | 4"  | 10"    | 7"      |
| 11"  | WA, CL, CH, UC, UN, FL | 1/2"   | 4"  | 11"    | 7 1/2"  |
| 12"  | WA, CH, UC, CL         | 1/2"   | 5"  | 12"    | 8"      |
| 13"  | WA                     | 1/2"   | 5"  | 13"    | 10"     |
| 15"  | WA                     | 1/2"   | 5"  | 15"    | 10"     |
| 17"  | WA                     | 1/2"   | 6"  | 17"    | 11 1/2" |
| 19"  | WA                     | 1/2"   | 6"  | 19"    | 13"     |
| 21"  | WA                     | 1/2"   | 7"  | 21"    | 14"     |
| 23"  | WA                     | 1/2"   | 8"  | 23"    | 15"     |

### Fabric Options

| 1   | 2   | 3   | 4    | 5   | 6              | 7    | 8    |
|-----|-----|-----|------|-----|----------------|------|------|
| 126 | 122 | 124 | *250 | 523 | 107            | 128  | 961  |
| 511 | 123 | 125 | 501  | 524 | 317            | 313  | 962  |
| 540 | 210 | 507 | 512  | 526 | 516            | *503 | 964  |
| 550 | 213 | 514 | 518  | 840 | 528            | 517  | *965 |
| 915 | 509 | 515 | 520  | 954 | 690            | *527 |      |
|     |     | 513 | 950  | 535 | <del>846</del> | *536 |      |
|     |     |     | 966  | 538 | <del>860</del> | 541  |      |
|     |     |     |      | 850 | 963            | 857  |      |
|     |     |     |      |     |                | 960  |      |

\*Added rolled edge cost



527 Ivory  
Rolled Edge &  
White Powdercoated Wire



850 Eggshell

# Bouffiotte / Style 33

| Size | Fitter | Recess | Top | Bottom | Side   |
|------|--------|--------|-----|--------|--------|
| 7"   | WA     | 1/2"   | 5"  | 7"     | 3 1/2" |
| 8"   | WA     | 1/2"   | 6"  | 8"     | 4"     |
| 9"   | WA     | 1/2"   | 7"  | 9"     | 4"     |
| 10"  | WA     | 1/2"   | 8"  | 10"    | 4"     |
| 12"  | WA     | 1/2"   | 8"  | 12"    | 6"     |
| 13"  | WA     | 1/2"   | 9"  | 13"    | 7"     |
| 14"  | WA     | 1/2"   | 10" | 14"    | 7"     |
| 15"  | WA     | 1/2"   | 11" | 15"    | 8"     |
| 16"  | WA     | 1/2"   | 12" | 16"    | 8"     |
| 17"  | WA     | 1/2"   | 13" | 17"    | 9"     |
| 18"  | WA     | 1/2"   | 14" | 18"    | 9"     |
| 19"  | WA     | 1/2"   | 15" | 19"    | 9 1/2" |
| 20"  | WA     | 1/2"   | 16" | 20"    | 10"    |



517 Lime

### Fabric Options

| 1   | 2   | 3   | 4    | 5   | 6   | 7    | 8    |
|-----|-----|-----|------|-----|-----|------|------|
| 126 | 122 | 124 | *250 | 523 | 107 | 128  | 961  |
| 511 | 123 | 125 | 501  | 524 | 317 | 313  | 962  |
| 540 | 210 | 507 | 512  | 526 | 516 | *503 | 964  |
| 550 | 213 | 514 | 518  | 840 | 528 | 517  | *965 |
| 915 | 509 | 515 | 520  | 954 | 690 | *527 |      |
|     | 513 | 950 | 535  |     | 845 | *536 |      |
|     |     | 966 | 538  |     | 860 | 541  |      |
|     |     |     | 850  |     | 963 | 857  |      |
|     |     |     |      |     |     | 960  |      |

\*Added rolled edge cost

# Empire / Style 34

| Size | Fitter              | Recess | Top    | Bottom | Side    |
|------|---------------------|--------|--------|--------|---------|
| 5"   | FL                  | 1/2"   | 2 1/2" | 5"     | 4"      |
| 6"   | Ⓞ FL,<br>UC, UN     | 1/2"   | 4"     | 6"     | 5"      |
| 7"   | Ⓞ FL,<br>UC, UN     | 1/2"   | 4"     | 7"     | 6"      |
| 8"   | Ⓞ FL,<br>UC, UN, WA | 1/2"   | 5"     | 8"     | 6 1/2"  |
| 9"   | Ⓞ FL,<br>UC, UN, WA | 1/2"   | 5"     | 9"     | 7"      |
| 10"  | Ⓞ UC,<br>UN, WA     | 1/2"   | 6"     | 10"    | 7 1/2"  |
| 12"  | Ⓞ WA UN,<br>CL, UC  | 1/2"   | 6"     | 12"    | 8"      |
| 14"  | WA                  | 1/2"   | 9"     | 14"    | 9 1/2"  |
| 16"  | WA                  | 1/2"   | 10"    | 16"    | 10"     |
| 18"  | WA                  | 1/2"   | 10"    | 18"    | 11"     |
| 19"  | WA                  | 1/2"   | 14"    | 19"    | 10 3/4" |
| 20"  | WA                  | 1/2"   | 14"    | 19"    | 13"     |



128 Cork

### Fabric Options

| 1   | 2   | 3   | 4    | 5   | 6   | 7    | 8    |
|-----|-----|-----|------|-----|-----|------|------|
| 126 | 122 | 124 | *250 | 523 | 107 | 128  | 961  |
| 511 | 123 | 125 | 501  | 524 | 317 | 313  | 962  |
| 540 | 210 | 507 | 512  | 526 | 516 | *503 | 964  |
| 550 | 213 | 514 | 518  | 840 | 528 | 517  | *965 |
| 915 | 509 | 515 | 520  | 954 | 690 | *527 |      |
|     | 513 | 950 | 535  |     | 845 | *536 |      |
|     |     | 966 | 538  |     | 860 | 541  |      |
|     |     |     | 850  |     | 963 | 857  |      |
|     |     |     |      |     |     | 960  |      |

\*845 and 860 not available in 5"  
\*Added rolled edge cost

# Deep Drum / Style 35

| Size | Fitter           | Recess | Top    | Bottom | Side   |
|------|------------------|--------|--------|--------|--------|
| 3"   | FL               | 1/2"   | 2 1/2" | 3"     | 3 1/2" |
| 4"   | FL               | 1/2"   | 3"     | 4"     | 4 1/2" |
| 5"   | FL UC,<br>CL, UN | 1/2"   | 4"     | 5"     | 5"     |
| 6"   | FL UC,<br>UN, UC | 1/2"   | 5"     | 6"     | 6"     |
| 7"   | FL UC,<br>UN, UC | 1/2"   | 6"     | 7"     | 7"     |
| 8"   | CL WA            | 1/2"   | 7"     | 8"     | 8"     |
| 9"   | WA               | 1/2"   | 8"     | 9"     | 9"     |
| 10"  | WA               | 1/2"   | 9"     | 10"    | 10"    |
| 11"  | WA               | 1/2"   | 10"    | 11"    | 11"    |
| 12"  | WA               | 1/2"   | 11"    | 12"    | 12"    |
| 13"  | WA               | 1/2"   | 12"    | 13"    | 13"    |
| 14"  | WA               | 2"     | 13"    | 14"    | 14"    |
| 15"  | WA               | 3"     | 14"    | 15"    | 15"    |
| 16"  | WA               | 4"     | 15"    | 16"    | 16"    |
| 17"  | WA               | 5"     | 16"    | 17"    | 17"    |
| 18"  | WA               | 6"     | 17"    | 18"    | 18"    |
| 19"  | WA               | 6"     | 18"    | 19"    | 19"    |
| 20"  | WA               | 6"     | 18"    | 20"    | 20"    |



125 Black



538 Navy  
Rolled Edge

Fabric Options

| 1   | 2   | 3   | 4    | 5   | 6   | 7    | 8    |
|-----|-----|-----|------|-----|-----|------|------|
| 126 | 122 | 124 | *250 | 523 | 107 | 128  | 961  |
| 511 | 123 | 125 | 501  | 524 | 317 | 313  | 962  |
| 540 | 210 | 507 | 512  | 526 | 516 | *503 | 964  |
| 550 | 213 | 514 | 518  | 840 | 528 | 517  | *965 |
| 915 | 509 | 515 | 520  | 954 | 690 | *527 |      |
|     |     | 513 | 950  | 535 |     | 845  | *536 |
|     |     |     | 966  | 538 |     | 860  | 541  |
|     |     |     |      | 850 |     | 963  | 857  |
|     |     |     |      |     |     |      | 960  |

\*Added rolled edge cost

# Cylinder / Style 40

| Size | Fitter    | Recess | Top | Bottom | Side |
|------|-----------|--------|-----|--------|------|
| 5"   | FL        | 1/2"   | 4"  | 5"     | 6"   |
| 6"   | CL UN     | 1/2"   | 5"  | 6"     | 7"   |
| 7"   | WA CL, UN | 1/2"   | 6"  | 7"     | 8"   |
| 8"   | WA CL     | 1/2"   | 7"  | 8"     | 9"   |
| 9"   | WA        | 1/2"   | 8"  | 9"     | 10"  |
| 10"  | WA        | 1/2"   | 9"  | 10"    | 12"  |
| 11"  | WA        | 1/2"   | 10" | 11"    | 13"  |
| 12"  | WA        | 1/2"   | 11" | 12"    | 14"  |
| 13"  | WA        | 2"     | 12" | 13"    | 15"  |
| 14"  | WA        | 2"     | 13" | 14"    | 16"  |
| 15"  | WA        | 3"     | 14" | 15"    | 17"  |
| 16"  | WA        | 4"     | 15" | 16"    | 18"  |
| 17"  | WA        | 5"     | 16" | 17"    | 19"  |
| 18"  | WA        | 6"     | 17" | 18"    | 20"  |
| 19"  | WA        | 6"     | 18" | 19"    | 21"  |
| 20"  | WA        | 6"     | 18" | 20"    | 22"  |



965 Gray  
Rolled Edge



503 Teal  
Rolled Edge

Fabric Options

| 1   | 2   | 3   | 4    | 5   | 6   | 7    | 8    |
|-----|-----|-----|------|-----|-----|------|------|
| 126 | 122 | 124 | *250 | 523 | 107 | 128  | 961  |
| 511 | 123 | 125 | 501  | 524 | 317 | 313  | 962  |
| 540 | 210 | 507 | 512  | 526 | 516 | *503 | 964  |
| 550 | 213 | 514 | 518  | 840 | 528 | 517  | *965 |
| 915 | 509 | 515 | 520  | 954 | 690 | *527 |      |
|     |     | 513 | 950  | 535 |     | 845  | *536 |
|     |     |     | 966  | 538 |     | 860  | 541  |
|     |     |     |      | 850 |     | 963  | 857  |
|     |     |     |      |     |     |      | 960  |

\*Added rolled edge cost

# True Drum / Style 41



107 Ecrú

| Size | Fitter | Recess | Top | Bottom | Side    |
|------|--------|--------|-----|--------|---------|
| 5"   | FL     | 1/2"   | 5"  | 5"     | 4 1/4"  |
| 6"   | FL     | 1/2"   | 6"  | 6"     | 4 3/4"  |
| 8"   | WA     | 1/2"   | 8"  | 8"     | 10"     |
| 9"   | WA     | 1/2"   | 9"  | 9"     | 11 1/2" |
| 10"  | WA     | 1/2"   | 10" | 10"    | 13"     |
| 12"  | WA     | 1/2"   | 12" | 12"    | 15"     |
| 18"  | WA     | 1/2"   | 18" | 18"    | 9"      |
| 20"  | WA     | 1/2"   | 20" | 20"    | 9 1/2"  |
| 22"  | WA     | 1/2"   | 22" | 22"    | 10"     |
| 24"  | WA     | 1/2"   | 24" | 24"    | 10 3/4" |
| 26"  | WA     | 1/2"   | 26" | 26"    | 11 1/2" |

### Fabric Options

| 1   | 2   | 3   | 4    | 5   | 6   | 7    | 8    |
|-----|-----|-----|------|-----|-----|------|------|
| 126 | 122 | 124 | *250 | 523 | 107 | 128  | 961  |
| 511 | 123 | 125 | 501  | 524 | 317 | 313  | 962  |
| 540 | 210 | 507 | 512  | 526 | 516 | *503 | 964  |
| 550 | 213 | 514 | 518  | 840 | 528 | 517  | *965 |
| 915 | 509 | 515 | 520  | 954 | 690 | *527 |      |
|     | 513 | 950 | 535  |     | 845 | *536 |      |
|     |     | 966 | 538  |     | 860 | 541  |      |
|     |     |     | 850  |     | 963 | 857  |      |
|     |     |     |      |     |     | 960  |      |

\*Added rolled edge cost

# Deep Empire / Style 46



540 Oil

| Size | Fitter               | Recess | Top | Bottom | Side |
|------|----------------------|--------|-----|--------|------|
| 8"   | WA FL,<br>UN, UC, CL | 1/2"   | 5"  | 8"     | 8"   |
| 10"  | WA UN,<br>UC, CL     | 1/2"   | 6"  | 10"    | 8"   |
| 11"  | WA UN,<br>UC, CL     | 1/2"   | 6"  | 11"    | 10"  |
| 12"  | WA UN                | 1/2"   | 7"  | 12"    | 10"  |
| 13"  | WA                   | 1/2"   | 7"  | 13"    | 10"  |
| 14"  | WA                   | 1/2"   | 8"  | 14"    | 11"  |
| 15"  | WA                   | 1/2"   | 8"  | 15"    | 12"  |
| 16"  | WA                   | 1/2"   | 9"  | 16"    | 12"  |
| 17"  | WA                   | 1/2"   | 9"  | 17"    | 12"  |
| 18"  | WA                   | 1/2"   | 10" | 18"    | 13"  |
| 19"  | WA                   | 1/2"   | 10" | 19"    | 14"  |
| 20"  | WA                   | 1/2"   | 11" | 20"    | 14"  |
| 22"  | WA                   | 1/2"   | 12" | 22"    | 15"  |
| 24"  | WA                   | 1/2"   | 13" | 24"    | 16"  |

### Fabric Options

| 1   | 2   | 3   | 4    | 5   | 6   | 7    | 8    |
|-----|-----|-----|------|-----|-----|------|------|
| 126 | 122 | 124 | *250 | 523 | 107 | 128  | 961  |
| 511 | 123 | 125 | 501  | 524 | 317 | 313  | 962  |
| 540 | 210 | 507 | 512  | 526 | 516 | *503 | 964  |
| 550 | 213 | 514 | 518  | 840 | 528 | 517  | *965 |
| 915 | 509 | 515 | 520  | 954 | 690 | *527 |      |
|     | 513 | 950 | 535  |     | 845 | *536 |      |
|     |     | 966 | 538  |     | 860 | 541  |      |
|     |     |     | 850  |     | 963 | 857  |      |
|     |     |     |      |     |     | 960  |      |

\*Added rolled edge cost

# Modified Empire / Style 50



**527 Red Clay**  
Rolled Edge

| Size | Fitter | Recess | Top | Bottom | Side    |
|------|--------|--------|-----|--------|---------|
| 12"  | WA     | 1/2"   | 9"  | 12"    | 8 1/2"  |
| 14"  | WA     | 1/2"   | 11" | 14"    | 9 1/2"  |
| 16"  | WA     | 1/2"   | 13" | 16"    | 10 1/2" |
| 18"  | WA     | 1/2"   | 15" | 18"    | 11 1/2" |
| 20"  | WA     | 1/2"   | 16" | 20"    | 12 1/2" |
| 22"  | WA     | 1/2"   | 17" | 22"    | 13 1/2" |

### Fabric Options

| 1   | 2   | 3   | 4    | 5   | 6   | 7    | 8    |
|-----|-----|-----|------|-----|-----|------|------|
| 126 | 122 | 124 | *250 | 523 | 107 | 128  | 961  |
| 511 | 123 | 125 | 501  | 524 | 317 | 313  | 962  |
| 540 | 210 | 507 | 512  | 526 | 516 | *503 | 964  |
| 550 | 213 | 514 | 518  | 840 | 528 | 517  | *965 |
| 915 | 509 | 515 | 520  | 954 | 690 | *527 |      |
|     | 513 | 950 | 535  |     | 845 | *536 |      |
|     |     | 966 | 538  |     | 860 | 541  |      |
|     |     |     | 850  |     | 963 | 857  |      |
|     |     |     |      |     |     | 960  |      |

\*Added rolled edge cost

# Extra Deep Empire / Style 51



**845 Egg**

| Size | Fitter | Recess | Top | Bottom | Side |
|------|--------|--------|-----|--------|------|
| 12"  | WA     | 1/2"   | 7"  | 12"    | 12"  |
| 14"  | WA     | 1/2"   | 8"  | 14"    | 13"  |
| 15"  | WA     | 1/2"   | 8"  | 15"    | 14"  |
| 16"  | WA     | 1/2"   | 9"  | 16"    | 14"  |
| 17"  | WA     | 1/2"   | 10" | 17"    | 15"  |
| 18"  | WA     | 1/2"   | 10" | 18"    | 15"  |
| 19"  | WA     | 1/2"   | 11" | 19"    | 16"  |
| 20"  | WA     | 1/2"   | 11" | 20"    | 16"  |

### Fabric Options

| 1   | 2   | 3   | 4    | 5   | 6   | 7    | 8    |
|-----|-----|-----|------|-----|-----|------|------|
| 126 | 122 | 124 | *250 | 523 | 107 | 128  | 961  |
| 511 | 123 | 125 | 501  | 524 | 317 | 313  | 962  |
| 540 | 210 | 507 | 512  | 526 | 516 | *503 | 964  |
| 550 | 213 | 514 | 518  | 840 | 528 | 517  | *965 |
| 915 | 509 | 515 | 520  | 954 | 690 | *527 |      |
|     | 513 | 950 | 535  |     | 845 | *536 |      |
|     |     | 966 | 538  |     | 860 | 541  |      |
|     |     |     | 850  |     | 963 | 857  |      |
|     |     |     |      |     |     | 960  |      |

\*Added rolled edge cost

| Size | Fitter | Recess | Top     | Bottom   | Side   |
|------|--------|--------|---------|----------|--------|
| 10"  | WA     | 1/2"   | 5 x 8"  | 6 x 10"  | 4 1/2" |
| 12"  | WA     | 1/2"   | 6 x 10" | 8 x 12"  | 5"     |
| 14"  | WA     | 1/2"   | 8 x 12" | 9 x 14"  | 5 1/2" |
| 16"  | WA     | 1/2"   | 9 x 14" | 10 x 16" | 6"     |

# Short Oval / Style 84



690 Quartz

### Fabric Options

| 1   | 2   | 3   | 4    | 5   | 6   | 7    | 8    |
|-----|-----|-----|------|-----|-----|------|------|
| 126 | 122 | 124 | *250 | 523 | 107 | 128  | 961  |
| 511 | 123 | 125 | 501  | 524 | 317 | 313  | 962  |
| 540 | 210 | 507 | 512  | 526 | 516 | *503 | 964  |
| 550 | 213 | 514 | 518  | 840 | 528 | 517  | *965 |
| 915 | 509 | 515 | 520  | 954 | 690 | *527 |      |
|     | 513 | 950 | 535  |     | 845 | *536 |      |
|     |     | 966 | 538  |     | 860 | 541  |      |
|     |     |     | 850  |     | 963 | 857  |      |
|     |     |     |      |     |     | 960  |      |

\*Added rolled edge cost



# Oval / Style 85

| Size | Fitter | Recess | Top      | Bottom   | Side   |
|------|--------|--------|----------|----------|--------|
| 9"   | CL     | 1/2"   | 5 x 7"   | 6 x 9"   | 6 1/2" |
| 10"  | WA     | 1/2"   | 5 x 8"   | 6 x 10"  | 7"     |
| 12"  | WA     | 1/2"   | 5 x 8"   | 8 x 12"  | 8"     |
| 14"  | WA     | 1/2"   | 6 x 10"  | 9 x 14"  | 10"    |
| 16"  | WA     | 1/2"   | 8 x 12"  | 10 x 16" | 11"    |
| 18"  | WA     | 1/2"   | 9 x 14"  | 12 x 18" | 12"    |
| 20"  | WA     | 1/2"   | 10 x 16" | 14 x 20" | 13"    |



524 Red

### Fabric Options

| 1   | 2   | 3   | 4    | 5   | 6   | 7    | 8    |
|-----|-----|-----|------|-----|-----|------|------|
| 126 | 122 | 124 | *250 | 523 | 107 | 128  | 961  |
| 511 | 123 | 125 | 501  | 524 | 317 | 313  | 962  |
| 540 | 210 | 507 | 512  | 526 | 516 | *503 | 964  |
| 550 | 213 | 514 | 518  | 840 | 528 | 517  | *965 |
| 915 | 509 | 515 | 520  | 954 | 690 | *527 |      |
|     | 513 | 950 | 535  |     | 845 | *536 |      |
|     |     | 966 | 538  |     | 860 | 541  |      |
|     |     |     | 850  |     | 963 | 857  |      |
|     |     |     |      |     |     | 960  |      |

\*Added rolled edge cost



# Racetrack Oval / Style 86



507 White

### Fabric Options

| 1   | 2   | 3   | 4    | 5   | 6              | 7    | 8    |
|-----|-----|-----|------|-----|----------------|------|------|
| 126 | 122 | 124 | *250 | 523 | 107            | 128  | 961  |
| 511 | 123 | 125 | 501  | 524 | 317            | 313  | 962  |
| 540 | 210 | 507 | 512  | 526 | 516            | *503 | 964  |
| 550 | 213 | 514 | 518  | 840 | 528            | 517  | *965 |
| 915 | 509 | 515 | 520  | 954 | 690            | *527 |      |
|     | 513 | 950 | 535  |     | <del>845</del> | *536 |      |
|     |     | 966 | 538  |     | <del>860</del> | 541  |      |
|     |     |     | 850  |     | 963            | 857  |      |
|     |     |     |      |     |                | 960  |      |

\*Added rolled edge cost

| Size | Fitter | Recess | Top        | Bottom   | Side   |
|------|--------|--------|------------|----------|--------|
| 12"  | WA     | 1/2"   | 3.5 x 5.5" | 7 x 12"  | 7 1/2" |
| 14"  | WA     | 1/2"   | 4 x 6"     | 9 x 14"  | 9"     |
| 16"  | WA     | 1/2"   | 4 x 6"     | 10 x 16" | 10"    |
| 18"  | WA     | 1/2"   | 5 x 8"     | 12 x 18" | 11"    |
| 20"  | WA     | 1/2"   | 6 x 10"    | 14 x 20" | 12"    |

# Retro Oval / Style 185



**528 Heather with Natural Loop Trim**  
Rolled Edge Top

| Size | Fitter | Recess | Top       | Bottom    | Side |
|------|--------|--------|-----------|-----------|------|
| 8"   | WA     | 1/2"   | 5" x 8"   | 5" x 8"   | 6"   |
| 10"  | WA     | 1/2"   | 6" x 10"  | 6" x 10"  | 7"   |
| 12"  | WA     | 1/2"   | 8" x 12"  | 8" x 12"  | 8"   |
| 14"  | WA     | 1/2"   | 9" x 14"  | 9" x 14"  | 9"   |
| 16"  | WA     | 1/2"   | 10" x 16" | 10" x 16" | 10"  |
| 18"  | WA     | 1/2"   | 12" x 18" | 12" x 18" | 11"  |
| 20"  | WA     | 1/2"   | 14" x 20" | 14" x 20" | 12"  |



**535 Sand**  
Rolled Edge

### Fabric Options

| 1   | 2   | 3   | 4    | 5   | 6   | 7    | 8    |
|-----|-----|-----|------|-----|-----|------|------|
| 126 | 122 | 124 | *250 | 523 | 107 | 128  | 961  |
| 511 | 123 | 125 | 501  | 524 | 317 | 313  | 962  |
| 540 | 210 | 507 | 512  | 526 | 516 | *503 | 964  |
| 550 | 213 | 514 | 518  | 840 | 528 | 517  | *965 |
| 915 | 509 | 515 | 520  | 954 | 690 | *527 |      |
|     | 513 | 950 | 535  |     | 845 | *536 |      |
|     |     | 966 | 538  |     | 860 | 541  |      |
|     |     |     | 850  |     | 963 | 857  |      |
|     |     |     |      |     |     | 960  |      |

\*Added rolled edge cost

# Round Corner Retro Rectangle / Style 194

| Size | Fitter | Recess | Top       | Bottom    | Side |
|------|--------|--------|-----------|-----------|------|
| 10"  | WA     | 1/2"   | 6" x 10"  | 6" x 10"  | 8"   |
| 12"  | WA     | 1/2"   | 7" x 12"  | 7" x 12"  | 9"   |
| 14"  | WA     | 1/2"   | 8" x 14"  | 8" x 14"  | 10"  |
| 16"  | WA     | 1/2"   | 9" x 16"  | 9" x 16"  | 11"  |
| 18"  | WA     | 1/2"   | 10" x 18" | 10" x 18" | 12"  |
| 20"  | WA     | 1/2"   | 12" x 20" | 12" x 20" | 13"  |

### Fabric Options

| 1   | 2   | 3   | 4    | 5   | 6   | 7    | 8    |
|-----|-----|-----|------|-----|-----|------|------|
| 126 | 122 | 124 | *250 | 523 | 107 | 128  | 961  |
| 511 | 123 | 125 | 501  | 524 | 317 | 313  | 962  |
| 540 | 210 | 507 | 512  | 526 | 516 | *503 | 964  |
| 550 | 213 | 514 | 518  | 840 | 528 | 517  | *965 |
| 915 | 509 | 515 | 520  | 954 | 690 | *527 |      |
|     | 513 | 950 | 535  |     | 845 | *536 |      |
|     |     | 966 | 538  |     | 860 | 541  |      |
|     |     |     | 850  |     | 963 | 857  |      |
|     |     |     |      |     |     | 960  |      |

\*Added rolled edge cost



**524 Cream with 528 Heather 1" Trim**



**524 Navy**



# Square Bell / Style 36



523 Gray

| Size | Fitter  | Recess       | Top    | Bottom | Side   |
|------|---------|--------------|--------|--------|--------|
| 6"   | FL      | 0"           | 3"     | 6"     | 6"     |
| 8"   | ⓈFL, WA | 0", 0", 1/2" | 4"     | 8"     | 7"     |
| 9"   | WA      | 1/2"         | 5"     | 9"     | 8 1/2" |
| 10"  | WA      | 1/2"         | 5"     | 10"    | 9"     |
| 12"  | WA      | 1/2"         | 6"     | 12"    | 10"    |
| 13"  | WA      | 1/2"         | 6 1/2" | 13"    | 11"    |
| 14"  | WA      | 1/2"         | 7"     | 14"    | 12"    |
| 15"  | WA      | 1/2"         | 7 1/2" | 15"    | 13"    |
| 16"  | WA      | 1/2"         | 8"     | 16"    | 14"    |

### Fabric Options

| 1   | 2   | 3   | 4              | 5              | 6              | 7               | 8               |
|-----|-----|-----|----------------|----------------|----------------|-----------------|-----------------|
| 126 | 122 | 124 | <del>250</del> | 523            | 107            | 128             | 961             |
| 511 | 123 | 125 | 501            | 524            | 317            | 313             | 962             |
| 540 | 210 | 507 | 512            | 526            | 516            | <del>363</del>  | 964             |
| 550 | 213 | 514 | 518            | <del>840</del> | 528            | 517             | <del>*865</del> |
| 915 | 509 | 515 | 520            | 954            | 690            | <del>382</del>  |                 |
|     | 513 | 950 | 535            |                | <del>846</del> | <del>*866</del> |                 |
|     |     | 966 | 538            |                | 860            | 541             |                 |
|     |     |     | <del>860</del> |                | 963            | 857             |                 |
|     |     |     |                |                |                | 960             |                 |

\*Fabric 860 is horizontal

# Rectangle Bell / Style 37



210 Black

| Size | Fitter | Recess | Top       | Bottom     | Side   |
|------|--------|--------|-----------|------------|--------|
| 10"  | WA     | 1/2"   | 3.5" x 5" | 6.5" x 10" | 7 1/2" |
| 12"  | WA     | 1/2"   | 4" x 6"   | 8" x 12"   | 8"     |
| 14"  | WA     | 1/2"   | 4.5" x 7" | 9" x 14"   | 9"     |
| 16"  | WA     | 1/2"   | 5" x 8"   | 10" x 16"  | 11"    |
| 18"  | WA     | 1/2"   | 6" x 9"   | 12" x 18"  | 12"    |
| 20"  | WA     | 1/2"   | 7" x 10"  | 13" x 20"  | 13"    |

### Fabric Options

| 1   | 2   | 3   | 4              | 5              | 6              | 7               | 8               |
|-----|-----|-----|----------------|----------------|----------------|-----------------|-----------------|
| 126 | 122 | 124 | <del>250</del> | 523            | 107            | 128             | 961             |
| 511 | 123 | 125 | 501            | 524            | 317            | 313             | 962             |
| 540 | 210 | 507 | 512            | 526            | 516            | <del>363</del>  | 964             |
| 550 | 213 | 514 | 518            | <del>840</del> | 528            | 517             | <del>*865</del> |
| 915 | 509 | 515 | 520            | 954            | 690            | <del>382</del>  |                 |
|     | 513 | 950 | 535            |                | <del>846</del> | <del>*866</del> |                 |
|     |     | 966 | 538            |                | 860            | 541             |                 |
|     |     |     | <del>860</del> |                | 963            | 857             |                 |
|     |     |     |                |                |                | 960             |                 |

\*Fabric 860 is horizontal

# Deep Square Taper / Style 39

| Size | Fitter | Recess | Top | Bottom | Side     |
|------|--------|--------|-----|--------|----------|
| 6"   | FL     | 1/2"   | 3"  | 6"     | 7 - 1/2" |
| 7"   | WA     | 1/2"   | 3"  | 7"     | 9"       |
| 8"   | WA     | 1/2"   | 3"  | 8"     | 10"      |
| 10"  | WA     | 1/2"   | 4"  | 10"    | 11"      |
| 12"  | WA     | 1/2"   | 4"  | 12"    | 12"      |

### Fabric Options

| 1   | 2   | 3   | 4              | 5   | 6              | 7              | 8              |
|-----|-----|-----|----------------|-----|----------------|----------------|----------------|
| 126 | 122 | 124 | <del>250</del> | 523 | 107            | 128            | 961            |
| 511 | 123 | 125 | 501            | 524 | 317            | 313            | 962            |
| 540 | 210 | 507 | 512            | 526 | 516            | <del>563</del> | 964            |
| 550 | 213 | 514 | 518            | 840 | 528            | 517            | <del>965</del> |
| 915 | 509 | 515 | 520            | 954 | 690            | <del>827</del> |                |
|     | 513 | 950 | 535            |     | <del>846</del> | <del>856</del> |                |
|     |     | 966 | 538            |     | 860            | 541            |                |
|     |     |     | 850            |     | 963            | 857            |                |
|     |     |     |                |     |                | 960            |                |

\*Fabric 860 is horizontal



517 Autumn

# Bell / Style 45

| Size | Fitter | Recess | Top | Bottom | Side   |
|------|--------|--------|-----|--------|--------|
| 8"   | CL     | 1/2"   | 4"  | 8"     | 6 3/4" |
| 10"  | WA     | 1/2"   | 5"  | 10"    | 8"     |
| 12"  | WA     | 1/2"   | 6"  | 12"    | 10"    |
| 14"  | WA     | 1/2"   | 7"  | 14"    | 11"    |
| 16"  | WA     | 1/2"   | 8"  | 16"    | 12"    |
| 18"  | WA     | 1/2"   | 9"  | 18"    | 13"    |

### Fabric Options

|     |
|-----|
| 6   |
| 860 |



860 Antique

# Scallop Bell / Style 47



860 Black

### Fabric Options

|     |
|-----|
| 6   |
| 860 |

| Size | Fitter | Recess | Top | Bottom | Side |
|------|--------|--------|-----|--------|------|
| 10"  | WA     | 1/2"   | 5"  | 10"    | 8"   |
| 12"  | WA     | 1/2"   | 6"  | 12"    | 10"  |
| 14"  | WA     | 1/2"   | 7"  | 14"    | 11"  |
| 16"  | WA     | 1/2"   | 8"  | 16"    | 12"  |

# Inverted Cut Corner Square / Style 53

| Size | Fitter | Recess | Top     | Bottom | Side    |
|------|--------|--------|---------|--------|---------|
| 13"  | WA     | 1/2"   | 8 1/2"  | 13"    | 11"     |
| 15"  | WA     | 1/2"   | 9 1/2"  | 15"    | 12"     |
| 17"  | WA     | 1/2"   | 10 1/2" | 17"    | 12 1/2" |
| 19"  | WA     | 1/2"   | 11 1/2" | 19"    | 13"     |



501 Cheetah

## Fabric Options

| 1   | 2   | 3   | 4              | 5              | 6   | 7              | 8              |
|-----|-----|-----|----------------|----------------|-----|----------------|----------------|
| 126 | 122 | 124 | <del>250</del> | 523            | 107 | 128            | 961            |
| 511 | 123 | 125 | 501            | 524            | 317 | 313            | 962            |
| 540 | 210 | 507 | 512            | 526            | 516 | <del>383</del> | 964            |
| 550 | 213 | 514 | 518            | <del>340</del> | 528 | 517            | <del>365</del> |
| 915 | 509 | 515 | 520            | 954            | 690 | <del>327</del> |                |
|     |     | 513 | 950            | 535            |     | <del>345</del> | <del>386</del> |
|     |     |     | 966            | 538            |     | 860            | 541            |
|     |     |     | <del>350</del> |                | 963 | 857            |                |
|     |     |     |                |                |     | 960            |                |

# Inverted Cut Corner Rectangle / Style 54



517 Antique Gold

| Size | Fitter | Recess | Top          | Bottom    | Side    |
|------|--------|--------|--------------|-----------|---------|
| 11"  | WA     | 1/2"   | 4" x 6"      | 8" x 11"  | 8 1/2"  |
| 13"  | WA     | 1/2"   | 6.5" x 8.5"  | 11" x 13" | 11"     |
| 15"  | WA     | 1/2"   | 7.5" x 9.5"  | 12" x 15" | 12"     |
| 17"  | WA     | 1/2"   | 8.5" x 10.5" | 14" x 17" | 12 1/2" |
| 19"  | WA     | 1/2"   | 9.5" x 11.5" | 15" x 19" | 13"     |

## Fabric Options

| 1   | 2   | 3   | 4              | 5              | 6   | 7              | 8              |
|-----|-----|-----|----------------|----------------|-----|----------------|----------------|
| 126 | 122 | 124 | <del>250</del> | 523            | 107 | 128            | 961            |
| 511 | 123 | 125 | 501            | 524            | 317 | 313            | 962            |
| 540 | 210 | 507 | 512            | 526            | 516 | <del>383</del> | 964            |
| 550 | 213 | 514 | 518            | <del>340</del> | 528 | 517            | <del>365</del> |
| 915 | 509 | 515 | 520            | 954            | 690 | <del>327</del> |                |
|     |     | 513 | 950            | 535            |     | <del>345</del> | <del>386</del> |
|     |     |     | 966            | 538            |     | 860            | 541            |
|     |     |     | <del>350</del> |                | 963 | 857            |                |
|     |     |     |                |                |     | 960            |                |

# Square Cookie / Style 63



517 Yellow

## Fabric Options

| 1   | 2   | 3   | 4              | 5              | 6   | 7              | 8              |
|-----|-----|-----|----------------|----------------|-----|----------------|----------------|
| 126 | 122 | 124 | <del>250</del> | 523            | 107 | 128            | 961            |
| 511 | 123 | 125 | 501            | 524            | 317 | 313            | 962            |
| 540 | 210 | 507 | 512            | 526            | 516 | <del>383</del> | 964            |
| 550 | 213 | 514 | 518            | <del>340</del> | 528 | 517            | <del>365</del> |
| 915 | 509 | 515 | 520            | 954            | 690 | <del>327</del> |                |
|     |     | 513 | 950            | 535            |     | <del>345</del> | <del>386</del> |
|     |     |     | 966            | 538            |     | 860            | 541            |
|     |     |     | <del>350</del> |                | 963 | 857            |                |
|     |     |     |                |                |     | 960            |                |


\*Fabric 860 is horizontal

| Size | Fitter | Recess | Top | Bottom | Side   |
|------|--------|--------|-----|--------|--------|
| 6"   | FL     | 0"     | 3"  | 6"     | 6 1/2" |
| 7"   | WA     | 0"     | 4"  | 7"     | 6 3/4" |
| 8"   | CL     | 0"     | 4"  | 8"     | 7"     |
| 10"  | WA     | 1/2"   | 4"  | 10"    | 9"     |
| 12"  | WA     | 1/2"   | 4"  | 12"    | 9 1/2" |
| 14"  | WA     | 1/2"   | 5"  | 14"    | 10"    |
| 16"  | WA     | 1/2"   | 6"  | 16"    | 11"    |
| 18"  | WA     | 1/2"   | 7"  | 18"    | 13"    |
| 20"  | WA     | 1/2"   | 9"  | 20"    | 14"    |

# Rectangle Coolie / Style 64



514 Cafe



954 Black

| Size | Fitter | Recess | Top      | Bottom     | Side    |
|------|--------|--------|----------|------------|---------|
| 10"  | WA     | 1/2"   | 3" x 4"  | 5" x 10"   | 7"      |
| 12"  | WA     | 1/2"   | 4" x 5"  | 6.5" x 12" | 8"      |
| 14"  | WA     | 1/2"   | 5" x 6"  | 8" x 14"   | 10"     |
| 16"  | WA     | 1/2"   | 6" x 7"  | 9" x 16"   | 11"     |
| 18"  | WA     | 1/2"   | 7" x 8"  | 12" x 18"  | 13 1/2" |
| 20"  | WA     | 1/2"   | 8" x 9"  | 13" x 20"  | 14"     |
| 22"  | WA     | 1/2"   | 9" x 10" | 14" x 22"  | 15"     |

### Fabric Options


| 1   | 2   | 3   | 4              | 5   | 6              | 7              | 8              |
|-----|-----|-----|----------------|-----|----------------|----------------|----------------|
| 126 | 122 | 124 | <del>250</del> | 523 | 107            | 128            | 961            |
| 511 | 123 | 125 | 501            | 524 | 317            | 313            | 962            |
| 540 | 210 | 507 | 512            | 526 | 516            | <del>863</del> | 964            |
| 550 | 213 | 514 | 518            | 840 | 528            | 517            | <del>865</del> |
| 915 | 509 | 515 | 520            | 954 | 690            | <del>867</del> |                |
|     | 513 | 950 | 535            |     | <del>866</del> | <del>866</del> |                |
|     |     | 966 | 538            |     | 860            | 541            |                |
|     |     |     | 850            |     | 963            | 857            |                |
|     |     |     |                |     |                | 960            |                |

\*Fabric 860 is horizontal

# Cut Corner Square Bell / Style 65



517 Pewter



| Size | Fitter | Recess | Top | Bottom | Side    |
|------|--------|--------|-----|--------|---------|
| 5"   | FL     | 0"     | 3"  | 5 1/2" | 4 1/2"  |
| 8"   | ⓈWA    | 1/2"   | 5"  | 8"     | 8"      |
| 10"  | WA     | 1/2"   | 6"  | 10"    | 9"      |
| 12"  | WA     | 1/2"   | 8"  | 12"    | 10 1/2" |
| 14"  | WA     | 1/2"   | 9"  | 14"    | 12"     |
| 16"  | WA     | 1"     | 10" | 16"    | 14"     |
| 17"  | WA     | 1"     | 9"  | 17"    | 13"     |
| 18"  | WA     | 2"     | 12" | 18"    | 15"     |
| 20"  | WA     | 3"     | 13" | 20"    | 16"     |

### Fabric Options

| 1   | 2   | 3   | 4              | 5              | 6              | 7              | 8              |
|-----|-----|-----|----------------|----------------|----------------|----------------|----------------|
| 126 | 122 | 124 | <del>250</del> | 523            | 107            | 128            | 961            |
| 511 | 123 | 125 | 501            | 524            | 317            | 313            | 962            |
| 540 | 210 | 507 | 512            | 526            | 516            | <del>863</del> | 964            |
| 550 | 213 | 514 | 518            | <del>840</del> | 528            | 517            | <del>865</del> |
| 915 | 509 | 515 | 520            | 954            | 690            | <del>867</del> |                |
|     | 513 | 950 | 535            |                | <del>866</del> | <del>866</del> |                |
|     |     | 966 | 538            |                | 860            | 541            |                |
|     |     |     | <del>850</del> |                | 963            | 857            |                |
|     |     |     |                |                |                | 960            |                |

# Cut Corner Rectangle Bell / Style 68



528 Heather

### Fabric Options

| 1   | 2   | 3   | 4               | 5              | 6              | 7               | 8               |
|-----|-----|-----|-----------------|----------------|----------------|-----------------|-----------------|
| 126 | 122 | 124 | <del>*250</del> | 523            | 107            | 128             | 961             |
| 511 | 123 | 125 | 501             | 524            | 317            | 313             | 962             |
| 540 | 210 | 507 | 512             | 526            | 516            | <del>*863</del> | 964             |
| 550 | 213 | 514 | 518             | <del>840</del> | 528            | 517             | <del>*965</del> |
| 915 | 509 | 515 | 520             | 954            | 690            | <del>*827</del> |                 |
|     | 513 | 950 | 535             |                | <del>846</del> | <del>*866</del> |                 |
|     |     | 966 | 538             |                | 860            | 541             |                 |
|     |     |     | <del>850</del>  |                | 963            | 857             |                 |
|     |     |     |                 |                |                | 960             |                 |

| Size | Fitter | Recess | Top        | Bottom    | Side     |
|------|--------|--------|------------|-----------|----------|
| 11"  | WA     | 1/2"   | 4" x 6"    | 8" x 11"  | 8 - 1/2" |
| 12"  | WA     | 1/2"   | 5" x 6.5"  | 8" x 12"  | 9 - 1/2" |
| 14"  | WA     | 1"     | 5" x 7.5"  | 9" x 14"  | 10-1/2"  |
| 16"  | WA     | 1"     | 6" x 8"    | 11" x 16" | 12"      |
| 18"  | WA     | 1 1/4" | 7" x 9"    | 13" x 18" | 13"      |
| 20"  | WA     | 2"     | 8" x 10.5" | 15" x 20" | 14"      |

# Deep Square / Style 74



317 Egg

| Size | Fitter | Recess | Top    | Bottom | Side    |
|------|--------|--------|--------|--------|---------|
| 12"  | WA     | 1/2"   | 5"     | 12"    | 10 1/2" |
| 14"  | WA     | 1/2"   | 5"     | 14"    | 11 1/2" |
| 16"  | WA     | 1/2"   | 6"     | 16"    | 12 1/2" |
| 18"  | WA     | 1/2"   | 6 1/2" | 18"    | 14 1/2" |

### Fabric Options

| 1   | 2   | 3   | 4               | 5   | 6              | 7               | 8               |
|-----|-----|-----|-----------------|-----|----------------|-----------------|-----------------|
| 126 | 122 | 124 | <del>*250</del> | 523 | 107            | 128             | 961             |
| 511 | 123 | 125 | 501             | 524 | 317            | 313             | 962             |
| 540 | 210 | 507 | 512             | 526 | 516            | <del>*863</del> | 964             |
| 550 | 213 | 514 | 518             | 840 | 528            | 517             | <del>*965</del> |
| 915 | 509 | 515 | 520             | 954 | 690            | <del>*827</del> |                 |
|     | 513 | 950 | 535             |     | <del>846</del> | <del>*866</del> |                 |
|     |     | 966 | 538             |     | 860            | 541             |                 |
|     |     |     | 850             |     | 963            | 857             |                 |
|     |     |     |                 |     |                | 960             |                 |

\*Fabric 860 is horizontal

| Size | Fitter | Recess    | Top | Bottom | Side |
|------|--------|-----------|-----|--------|------|
| 14"  | WA     | 1/2"      | 9"  | 14"    | 9"   |
| 16"  | WA     | 1", refl. | 10" | 16"    | 10"  |
| 18"  | WA     | 1", refl. | 12" | 18"    | 11"  |

### Fabric Options

| 1   | 2   | 3   | 4               | 5   | 6              | 7               | 8               |
|-----|-----|-----|-----------------|-----|----------------|-----------------|-----------------|
| 126 | 122 | 124 | <del>*250</del> | 523 | 107            | 128             | 961             |
| 511 | 123 | 125 | 501             | 524 | 317            | 313             | 962             |
| 540 | 210 | 507 | 512             | 526 | 516            | <del>*863</del> | 964             |
| 550 | 213 | 514 | 518             | 840 | 528            | 517             | <del>*965</del> |
| 915 | 509 | 515 | 520             | 954 | 690            | <del>*827</del> |                 |
|     | 513 | 950 | 535             |     | <del>846</del> | <del>*866</del> |                 |
|     |     | 966 | 538             |     | 860            | 541             |                 |
|     |     |     | 850             |     | 963            | 857             |                 |
|     |     |     |                 |     |                | 960             |                 |

\*Fabric 860 is horizontal

# Short Hex / Style 79



501 Zebra

# Hex / Style 80



528 Oatmeal

### Fabric Options

| 1   | 2   | 3   | 4              | 5   | 6              | 7              | 8              |
|-----|-----|-----|----------------|-----|----------------|----------------|----------------|
| 126 | 122 | 124 | <del>250</del> | 523 | 107            | 128            | 961            |
| 511 | 123 | 125 | 501            | 524 | 317            | 313            | 962            |
| 540 | 210 | 507 | 512            | 526 | 516            | <del>583</del> | 964            |
| 550 | 213 | 514 | 518            | 840 | 528            | 517            | <del>965</del> |
| 915 | 509 | 515 | 520            | 954 | 690            | <del>527</del> |                |
|     | 513 | 950 | 535            |     | <del>845</del> | <del>536</del> |                |
|     |     | 966 | 538            |     | 860            | 541            |                |
|     |     |     | 850            |     | 963            | 857            |                |
|     |     |     |                |     |                | 960            |                |

\*Fabric 860 is horizontal

| Size | Fitter     | Recess         | Top    | Bottom | Side   |
|------|------------|----------------|--------|--------|--------|
| 4"   | FL         | 0"             | 2 1/2" | 4"     | 3 3/4" |
| 5"   | FL         | 0"             | 2 1/2" | 5"     | 4 1/4" |
| 6"   | FL         | 0"             | 3"     | 6"     | 4 1/2" |
| 8"   | CL         | 0"             | 5"     | 8"     | 6"     |
| 10"  | (CL)UN, WA | 0", 1/2", 1/2" | 6"     | 10"    | 7"     |
| 12"  | (WA)UN     | 1/2", 1 1/2"   | 7"     | 12"    | 7 1/2" |
| 14"  | WA         | 1"             | 9"     | 14"    | 11"    |
| 16"  | WA         | 1"             | 10"    | 16"    | 11"    |
| 18"  | WA         | 1"             | 12"    | 18"    | 12"    |
| 20"  | WA         | 1"             | 14"    | 20"    | 11"    |

# Hex Bell / Style 81



512 French Gray

| Size | Fitter | Recess   | Top    | Bottom | Side    |
|------|--------|----------|--------|--------|---------|
| 5"   | FL     | 0"       | 2 1/2" | 5"     | 4 1/8"  |
| 6"   | FL     | 0"       | 3"     | 6"     | 4 1/2"  |
| 10"  | (WA)FL | 1/2", 0" | 5"     | 10"    | 7"      |
| 12"  | WA     | 1/2"     | 6"     | 12"    | 9"      |
| 14"  | WA     | 1/2"     | 8"     | 14"    | 10"     |
| 16"  | WA     | 1/2"     | 9"     | 16"    | 12"     |
| 18"  | WA     | 1/2"     | 9 1/2" | 18"    | 13 1/2" |

### Fabric Options

| 1   | 2   | 3   | 4              | 5              | 6              | 7              | 8              |
|-----|-----|-----|----------------|----------------|----------------|----------------|----------------|
| 126 | 122 | 124 | <del>250</del> | 523            | 107            | 128            | 961            |
| 511 | 123 | 125 | 501            | 524            | 317            | 313            | 962            |
| 540 | 210 | 507 | 512            | 526            | 516            | <del>583</del> | 964            |
| 550 | 213 | 514 | 518            | <del>840</del> | 528            | 517            | <del>965</del> |
| 915 | 509 | 515 | 520            | 954            | 690            | <del>527</del> |                |
|     | 513 | 950 | 535            |                | <del>845</del> | <del>536</del> |                |
|     |     | 966 | 538            |                | 860            | 541            |                |
|     |     |     | <del>850</del> |                | 963            | 857            |                |
|     |     |     |                |                |                | 960            |                |

\*Fabric 860 is horizontal

# Hex Coolie / Style 96

| Size | Filter     | Recess | Top    | Bottom | Side   |
|------|------------|--------|--------|--------|--------|
| 10"  | CH         | 3/4"   | 4 1/2" | 10"    | 5 1/2" |
| 12"  | CH, WA, CL | 3/4"   | 5"     | 12"    | 7"     |
| 14"  | CH, WA, CL | 3/4"   | 5"     | 14"    | 8"     |



523 Gray

### Fabric Options

| 1   | 2   | 3   | 4              | 5              | 6              | 7              | 8              |
|-----|-----|-----|----------------|----------------|----------------|----------------|----------------|
| 126 | 122 | 124 | <del>250</del> | 523            | 107            | 128            | 961            |
| 511 | 123 | 125 | 501            | 524            | 317            | 313            | 962            |
| 540 | 210 | 507 | 512            | 526            | 516            | <del>860</del> | 964            |
| 550 | 213 | 514 | 518            | <del>840</del> | 528            | 517            | <del>965</del> |
| 915 | 509 | 515 | 520            | 954            | 690            | <del>827</del> |                |
|     | 513 | 950 | 535            |                | <del>845</del> | <del>866</del> |                |
|     |     | 966 | 538            |                | 860            | 541            |                |
|     |     |     | <del>850</del> |                | 963            | 857            |                |
|     |     |     |                |                |                | 960            |                |

\*Fabric 860 is horizontal

# Deep Retro Square / Style 130



517 Orange

| Size | Filter | Recess | Top | Bottom | Side |
|------|--------|--------|-----|--------|------|
| 9"   | WA     | 1/2"   | 8"  | 9"     | 9"   |
| 10"  | WA     | 1/2"   | 9"  | 10"    | 10"  |
| 12"  | WA     | 1/2"   | 11" | 12"    | 11"  |
| 14"  | WA     | 1/2"   | 13" | 14"    | 12"  |
| 16"  | WA     | 1/2"   | 15" | 16"    | 13"  |
| 18"  | WA     | 1/2"   | 17" | 18"    | 14"  |

### Fabric Options

| 1   | 2   | 3   | 4              | 5   | 6   | 7              | 8              |
|-----|-----|-----|----------------|-----|-----|----------------|----------------|
| 126 | 122 | 124 | <del>250</del> | 523 | 107 | 128            | 961            |
| 511 | 123 | 125 | 501            | 524 | 317 | 313            | 962            |
| 540 | 210 | 507 | 512            | 526 | 516 | <del>860</del> | 964            |
| 550 | 213 | 514 | 518            | 840 | 528 | 517            | <del>965</del> |
| 915 | 509 | 515 | 520            | 954 | 690 | <del>827</del> |                |
|     | 513 | 950 | 535            |     | 845 | <del>866</del> |                |
|     |     | 966 | 538            |     | 860 | 541            |                |
|     |     |     | <del>850</del> |     | 963 | 857            |                |
|     |     |     |                |     |     | 960            |                |

\*Fabric 860 is horizontal

# Retro Square / Style 133

| Size | Fitter | Recess | Top | Bottom | Side   |
|------|--------|--------|-----|--------|--------|
| 8"   | WA     | 1/2"   | 7"  | 8"     | 7 1/2" |
| 10"  | WA     | 1/2"   | 9"  | 10"    | 8"     |
| 12"  | WA     | 1/2"   | 11" | 12"    | 9"     |
| 14"  | WA     | 1/2"   | 13" | 14"    | 9 1/2" |
| 16"  | WA     | 1/2"   | 15" | 16"    | 10"    |



535 Aqua

## Fabric Options

| 1   | 2   | 3   | 4              | 5   | 6   | 7              | 8              |
|-----|-----|-----|----------------|-----|-----|----------------|----------------|
| 126 | 122 | 124 | <del>250</del> | 523 | 107 | 128            | 961            |
| 511 | 123 | 125 | 501            | 524 | 317 | 313            | 962            |
| 540 | 210 | 507 | 512            | 526 | 516 | <del>963</del> | 964            |
| 550 | 213 | 514 | 518            | 840 | 528 | 517            | <del>965</del> |
| 915 | 509 | 515 | 520            | 954 | 690 | <del>967</del> |                |
|     | 513 | 950 | 535            |     | 845 | <del>966</del> |                |
|     |     | 966 | 538            |     | 860 | 541            |                |
|     |     |     | 850            |     | 963 | 857            |                |
|     |     |     |                |     |     | 960            |                |

\*Fabric 860 is horizontal

# Retro Rectangle / Style 135



524 Apple

| Size | Fitter | Recess | Top       | Bottom    | Side    |
|------|--------|--------|-----------|-----------|---------|
| 9"   | WA     | 1/2"   | 6" x 8"   | 7" x 9"   | 7 1/2"  |
| 11"  | WA     | 1/2"   | 7" x 10"  | 8" x 11"  | 8 1/2"  |
| 13"  | WA     | 1/2"   | 8" x 12"  | 9" x 13"  | 9 1/2"  |
| 15"  | WA     | 1/2"   | 9" x 14"  | 10" x 15" | 10 1/2" |
| 17"  | WA     | 1/2"   | 10" x 16" | 11" x 17" | 11"     |
| 19"  | WA     | 1/2"   | 11" x 18" | 12 x 19"  | 11 3/4" |
| 21"  | WA     | 1/2"   | 12" x 20" | 13" x 21" | 12 1/2" |

## Fabric Options

| 1   | 2   | 3   | 4              | 5   | 6   | 7              | 8              |
|-----|-----|-----|----------------|-----|-----|----------------|----------------|
| 126 | 122 | 124 | <del>250</del> | 523 | 107 | 128            | 961            |
| 511 | 123 | 125 | 501            | 524 | 317 | 313            | 962            |
| 540 | 210 | 507 | 512            | 526 | 516 | <del>963</del> | 964            |
| 550 | 213 | 514 | 518            | 840 | 528 | 517            | <del>965</del> |
| 915 | 509 | 515 | 520            | 954 | 690 | <del>967</del> |                |
|     | 513 | 950 | 535            |     | 845 | <del>966</del> |                |
|     |     | 966 | 538            |     | 860 | 541            |                |
|     |     |     | 850            |     | 963 | 857            |                |
|     |     |     |                |     |     | 960            |                |

\*Fabric 860 is horizontal



# Pavilion / Style 137



210 Black  
(horizontal)



524 Stonewash



| Size | Fitter | Recess | Top        | Bottom     | Side |
|------|--------|--------|------------|------------|------|
| 12"  | WA     | 1/2"   | 8.5 x 12"  | 8.5 x 12"  | 9"   |
| 14"  | WA     | 1/2"   | 10 x 14"   | 10 x 14"   | 10"  |
| 16"  | WA     | 1/2"   | 12.5 x 16" | 12.5 x 16" | 11"  |
| 18"  | WA     | 1/2"   | 14 x 18"   | 14 x 18"   | 12"  |

### Fabric Options

| 1   | 2   | 3   | 4              | 5   | 6   | 7              | 8              |
|-----|-----|-----|----------------|-----|-----|----------------|----------------|
| 126 | 122 | 124 | <del>250</del> | 523 | 107 | 128            | 961            |
| 511 | 123 | 125 | 501            | 524 | 317 | 313            | 962            |
| 540 | 210 | 507 | 512            | 526 | 516 | <del>883</del> | 964            |
| 550 | 213 | 514 | 518            | 840 | 528 | 517            | <del>965</del> |
| 915 | 509 | 515 | 520            | 954 | 690 | <del>887</del> |                |
|     |     | 513 | 950            | 535 |     | 845            | <del>886</del> |
|     |     |     | 966            | 538 |     | 860            | 541            |
|     |     |     |                | 850 |     | 963            | 857            |
|     |     |     |                |     |     |                | 960            |

# Cornerstone / Style 187

| Size | Fitter | Recess | Top         | Bottom      | Side   |
|------|--------|--------|-------------|-------------|--------|
| 9"   | WA     | 1/2"   | 4.5" x 9"   | 4.5" x 9"   | 7"     |
| 11"  | WA     | 1/2"   | 5.25" x 11" | 5.25" x 11" | 7.75"  |
| 13"  | WA     | 1/2"   | 6" X 13"    | 6" X 13"    | 8 1/2" |
| 15"  | WA     | 1/2"   | 7" X 15"    | 7" X 15"    | 10"    |
| 17"  | WA     | 1/2"   | 8" X 17"    | 8" X 17"    | 11"    |
| 19"  | WA     | 1/2"   | 9" x 19"    | 9" x 19"    | 12"    |



524 Driftwood

### Fabric Options

| 1   | 2   | 3   | 4              | 5   | 6   | 7              | 8              |
|-----|-----|-----|----------------|-----|-----|----------------|----------------|
| 126 | 122 | 124 | <del>250</del> | 523 | 107 | 128            | 961            |
| 511 | 123 | 125 | 501            | 524 | 317 | 313            | 962            |
| 540 | 210 | 507 | 512            | 526 | 516 | <del>883</del> | 964            |
| 550 | 213 | 514 | 518            | 840 | 528 | 517            | <del>965</del> |
| 915 | 509 | 515 | 520            | 954 | 690 | <del>887</del> |                |
|     |     | 513 | 950            | 535 |     | 845            | <del>886</del> |
|     |     |     | 966            | 538 |     | 860            | 541            |
|     |     |     |                | 850 |     | 963            | 857            |
|     |     |     |                |     |     |                | 960            |



# Tall Square Bell / Style 153



541 White

| Size | Fitter | Recess | Top | Bottom | Side |
|------|--------|--------|-----|--------|------|
| 8"   | WA     | 1"     | 4"  | 8"     | 12"  |
| 10"  | WA     | 1"     | 5"  | 10"    | 13"  |

### Fabric Options

| 1   | 2   | 3   | 4              | 5              | 6              | 7              | 8              |
|-----|-----|-----|----------------|----------------|----------------|----------------|----------------|
| 126 | 122 | 124 | <del>250</del> | 523            | 107            | 128            | 961            |
| 511 | 123 | 125 | 501            | 524            | 317            | 313            | 962            |
| 540 | 210 | 507 | 512            | 526            | 516            | <del>963</del> | 964            |
| 550 | 213 | 514 | 518            | <del>840</del> | 528            | 517            | <del>965</del> |
| 915 | 509 | 515 | 520            | 954            | 690            | <del>967</del> |                |
|     | 513 | 950 | 535            |                | <del>845</del> | <del>966</del> |                |
|     |     | 966 | 538            |                | 860            | 541            |                |
|     |     |     | <del>880</del> |                | 963            | 857            |                |
|     |     |     |                |                |                | 960            |                |

\*Fabric 860 is horizontal

# Shield / Style 15

| Size   | Fitter | Recess | Top    | Bottom | Side   |
|--------|--------|--------|--------|--------|--------|
| 3"     | FL     | 1/2"   | 3 1/2" | 3 1/2" | 5"     |
| 4 1/2" | ⓉFLⓄL  | 1/2"   | 4 1/2" | 4 1/2" | 4 1/2" |
| 5 1/2" | ⓄLⓉFL  | 1/2"   | 5 1/2" | 5 1/2" | 5 1/2" |

### Fabric Options

| 1   | 2   | 3   | 4    | 5   | 6   | 7    | 8    |
|-----|-----|-----|------|-----|-----|------|------|
| 126 | 122 | 124 | *250 | 523 | 107 | 128  | 961  |
| 511 | 123 | 125 | 501  | 524 | 317 | 313  | 962  |
| 540 | 210 | 507 | 512  | 526 | 516 | *503 | 964  |
| 550 | 213 | 514 | 518  | 840 | 528 | 517  | *965 |
| 915 | 509 | 515 | 520  | 954 | 690 | *527 |      |
|     | 513 | 950 | 535  |     | 845 | *536 |      |
|     |     | 966 | 538  |     | 860 | 541  |      |
|     |     |     | 850  |     | 963 | 857  |      |
|     |     |     |      |     |     | 960  |      |

\*Added rolled edge cost



517 Poinsetta  
4.5" and 5.5"



517 Turquoise  
3" FL

# Tapered Shield / Style 17

| Size | Fitter | Recess | Top         | Bottom      | Side |
|------|--------|--------|-------------|-------------|------|
| 7"   | FL     | 2 1/2" | 2 1/2" x 5" | 3 1/2" x 7" | 7"   |

### Fabric Options

| 1   | 2   | 3   | 4    | 5   | 6   | 7    | 8    |
|-----|-----|-----|------|-----|-----|------|------|
| 126 | 122 | 124 | *250 | 523 | 107 | 128  | 961  |
| 511 | 123 | 125 | 501  | 524 | 317 | 313  | 962  |
| 540 | 210 | 507 | 512  | 526 | 516 | *503 | 964  |
| 550 | 213 | 514 | 518  | 840 | 528 | 517  | *965 |
| 915 | 509 | 515 | 520  | 954 | 690 | *527 |      |
|     | 513 | 950 | 535  |     | 845 | *536 |      |
|     |     | 966 | 538  |     | 860 | 541  |      |
|     |     |     | 850  |     | 963 | 857  |      |
|     |     |     |      |     |     | 960  |      |

\*Added rolled edge cost



520 White

# Fancy Shield / Style 18

| Size | Fitter | Recess | Top     | Bottom      | Side |
|------|--------|--------|---------|-------------|------|
| 9"   | FL     | 2 1/2" | 4" x 9" | 2 1/2" x 5" | 9"   |

### Fabric Options

| 1   | 2   | 3   | 4    | 5   | 6   | 7    | 8    |
|-----|-----|-----|------|-----|-----|------|------|
| 126 | 122 | 124 | *250 | 523 | 107 | 128  | 961  |
| 511 | 123 | 125 | 501  | 524 | 317 | 313  | 962  |
| 540 | 210 | 507 | 512  | 526 | 516 | *503 | 964  |
| 550 | 213 | 514 | 518  | 840 | 528 | 517  | *965 |
| 915 | 509 | 515 | 520  | 954 | 690 | *527 |      |
|     | 513 | 950 | 535  |     | 845 | *536 |      |
|     |     | 966 | 538  |     | 860 | 541  |      |
|     |     |     | 850  |     | 963 | 857  |      |
|     |     |     |      |     |     | 960  |      |

\*Added rolled edge cost



516 Taupe

| Size | Fitter | Recess | Top | Bottom | Side |
|------|--------|--------|-----|--------|------|
| 12"  | WA     | 3 1/2" | 12" | 6"     | 11"  |
| 14"  | WA     | 4 1/2" | 14" | 7"     | 14"  |
| 16"  | WA     | 4 1/2" | 16" | 7"     | 16"  |
| 18"  | WA     | 5"     | 18" | 8"     | 18"  |

### Fabric Options

| 1   | 2   | 3   | 4    | 5   | 6   | 7    | 8    |
|-----|-----|-----|------|-----|-----|------|------|
| 126 | 122 | 124 | *250 | 523 | 107 | 128  | 961  |
| 511 | 123 | 125 | 501  | 524 | 317 | 313  | 962  |
| 540 | 210 | 507 | 512  | 526 | 516 | *503 | 964  |
| 550 | 213 | 514 | 518  | 840 | 528 | 517  | *965 |
| 915 | 509 | 515 | 520  | 954 | 690 | *527 |      |
|     | 513 | 950 | 535  |     | 845 | *536 |      |
|     |     | 966 | 538  |     | 860 | 541  |      |
|     |     |     | 850  |     | 963 | 857  |      |
|     |     |     |      |     |     | 960  |      |

\*Added rolled edge cost

# Lamp Shield / Style 151



536 Latte

# Cornerstone Shield / Style 188



523 Surf

| Size | Fitter | Recess | Top          | Bottom       | Side   |
|------|--------|--------|--------------|--------------|--------|
| 13"  | WA     | 1/2"   | 4 1/2" x 13" | 4 1/2" x 13" | 9 1/2" |
| 15"  | WA     | 1/2"   | 5 1/4" x 15" | 5 1/4" x 15" | 10"    |
| 17"  | WA     | 1/2"   | 6 1/4" x 17" | 6 1/4" x 17" | 11"    |

### Fabric Options

| 1   | 2   | 3   | 4              | 5              | 6              | 7              | 8              |
|-----|-----|-----|----------------|----------------|----------------|----------------|----------------|
| 126 | 122 | 124 | <del>250</del> | 523            | 107            | 128            | 961            |
| 511 | 123 | 125 | 501            | 524            | 317            | 313            | 962            |
| 540 | 210 | 507 | 512            | 526            | 516            | <del>503</del> | 964            |
| 550 | 213 | 514 | 518            | <del>840</del> | 528            | 517            | <del>965</del> |
| 915 | 509 | 515 | 520            | 954            | 690            | <del>527</del> |                |
|     | 513 | 950 | 535            |                | <del>845</del> | <del>530</del> |                |
|     |     | 966 | 538            |                | 860            | 541            |                |
|     |     |     | <del>850</del> |                |                | 963            | 857            |
|     |     |     |                |                |                | 960            |                |

# Round Corner Shield / Style 189

| Size | Fitter | Recess | Top          | Bottom       | Side |
|------|--------|--------|--------------|--------------|------|
| 12"  | WA     | 1/2"   | 4 1/2" x 12" | 4 1/2" x 12" | 9"   |
| 14"  | WA     | 1/2"   | 5 1/4" x 14" | 5 1/4" x 14" | 10"  |

### Fabric Options

| 1   | 2   | 3   | 4    | 5   | 6   | 7    | 8    |
|-----|-----|-----|------|-----|-----|------|------|
| 126 | 122 | 124 | *250 | 523 | 107 | 128  | 961  |
| 511 | 123 | 125 | 501  | 524 | 317 | 313  | 962  |
| 540 | 210 | 507 | 512  | 526 | 516 | *503 | 964  |
| 550 | 213 | 514 | 518  | 840 | 528 | 517  | *965 |
| 915 | 509 | 515 | 520  | 954 | 690 | *527 |      |
|     | 513 | 950 | 535  |     | 845 | *536 |      |
|     |     | 966 | 538  |     | 860 | 541  |      |
|     |     |     | 850  |     | 963 | 857  |      |
|     |     |     |      |     |     | 960  |      |

\*Added rolled edge cost



541 Sand

# Oval Shield / Style 190

| Size | Fitter | Recess | Top      | Bottom   | Side |
|------|--------|--------|----------|----------|------|
| 12"  | WA     | 1/2"   | 4" x 12" | 4" x 12" | 8"   |

### Fabric Options

| 1   | 2   | 3   | 4    | 5   | 6   | 7    | 8    |
|-----|-----|-----|------|-----|-----|------|------|
| 126 | 122 | 124 | *250 | 523 | 107 | 128  | 961  |
| 511 | 123 | 125 | 501  | 524 | 317 | 313  | 962  |
| 540 | 210 | 507 | 512  | 526 | 516 | *503 | 964  |
| 550 | 213 | 514 | 518  | 840 | 528 | 517  | *965 |
| 915 | 509 | 515 | 520  | 954 | 690 | *527 |      |
|     | 513 | 950 | 535  |     | 845 | *536 |      |
|     |     | 966 | 538  |     | 860 | 541  |      |
|     |     |     | 850  |     | 963 | 857  |      |
|     |     |     |      |     |     | 960  |      |

\*Added rolled edge cost



520 Natural

# Rectangle Shield / Style 217

| Size | Fitter | Recess | Top      | Bottom   | Side    |
|------|--------|--------|----------|----------|---------|
| 12"  | WA     | 1/2"   | 6" x 12" | 6" x 12" | 9"      |
| 14"  | WA     | 1/2"   | 7" x 14" | 7" x 14" | 10 1/2" |

### Fabric Options

| 1   | 2   | 3   | 4              | 5              | 6              | 7              | 8              |
|-----|-----|-----|----------------|----------------|----------------|----------------|----------------|
| 126 | 122 | 124 | <del>250</del> | 523            | 107            | 128            | 961            |
| 511 | 123 | 125 | 501            | 524            | 317            | 313            | 962            |
| 540 | 210 | 507 | 512            | 526            | 516            | <del>503</del> | 964            |
| 550 | 213 | 514 | 518            | <del>840</del> | 528            | 517            | <del>965</del> |
| 915 | 509 | 515 | 520            | 954            | 690            | <del>527</del> |                |
|     | 513 | 950 | 535            |                | <del>845</del> | <del>536</del> |                |
|     |     | 966 | 538            |                | 860            | 541            |                |
|     |     |     | <del>850</del> |                | 963            | 857            |                |
|     |     |     |                |                |                | 960            |                |



213 Noil

# Night Shades

- Available in all Lake Shore fabrics
- Socket and bulb are included at no extra cost
  - Customer's own material will be quoted
- Special trims are available at an additional cost



NS01 - 4 x 2.5 x 4"  
313 Camel



NS02 - 2.5 x 4 x 4"  
524 Champagne



NS03 - (2 x 4) x (2 x 4) x 3.5"  
210 Black



NS04 - (1.5x2.5) x (2x4.5) x 4.25"  
528 White



# Bed Lamps



11"



12"

| Size | Top    | Bottom     | Side |
|------|--------|------------|------|
| 11"  | 5"     | 11"        | 6"   |
| 12"  | 5 x 8" | 6.25 x 12" | 6"   |

## Fabric Options

| 1   | 2   | 3   | 4    | 5   | 6   | 7    | 8    |
|-----|-----|-----|------|-----|-----|------|------|
| 126 | 122 | 124 | *250 | 523 | 107 | 128  | 961  |
| 511 | 123 | 125 | 501  | 524 | 317 | 313  | 962  |
| 540 | 210 | 507 | 512  | 526 | 516 | *503 | 964  |
| 550 | 213 | 514 | 518  | 840 | 528 | 517  | *965 |
| 915 | 509 | 515 | 520  | 954 | 690 | *527 |      |
|     |     | 513 | 950  | 535 |     | 845  | *536 |
|     |     |     | 966  | 538 |     | 860  | 541  |
|     |     |     |      | 850 |     | 963  | 857  |
|     |     |     |      |     |     |      | 960  |

\*11" not available in 840, 845, 850 or 860

# Mica Lampshades

Fabric # 103 Brown or Blond





103 Brown Mica



103 Blond Mica

| Square Deep Taper #39 | Size            | Fitter | Recess         | Top      | Bottom    | Side    |
|-----------------------|-----------------|--------|----------------|----------|-----------|---------|
|                       | 6"              | FL     | 1/2"           | 3 x 3"   | 6 x 6"    | 7 1/2"  |
|                       | 7"              | WA     | 1/2"           | 3 x 3"   | 7 x 7"    | 9"      |
|                       | 8"              | WA     | 1/2"           | 3 x 3"   | 8 x 8"    | 10"     |
|                       | 10"             | WA     | 1/2"           | 4 x 4"   | 10 x 10"  | 11"     |
|                       | 12"             | WA     | 1/2"           | 4 x 4"   | 12 x 12"  | 12"     |
| Square Coolie #63     | Size            | Fitter | Recess         | Top      | Bottom    | Side    |
|                       | 6"              | FL     | 0"             | 3 x 3"   | 6 x 6"    | 6 1/2"  |
|                       | 7"              | WA     | 0"             | 4 x 4"   | 7 x 7"    | 6 3/4"  |
|                       | 8"              | CL     | 0"             | 4 x 4"   | 8 x 8"    | 7"      |
|                       | 10"             | WA     | 1/2"           | 4 x 4"   | 10 x 10"  | 9"      |
|                       | 12"             | WA     | 1/2"           | 4 x 4"   | 12 x 12"  | 9 1/2"  |
|                       | 14"             | WA     | 1/2"           | 5 x 5"   | 14 x 14"  | 10"     |
|                       | 16"             | WA     | 1/2"           | 6 x 6"   | 16 x 16"  | 11"     |
|                       | 18"             | WA     | 1/2"           | 7 x 7"   | 18 x 18"  | 13"     |
| 20"                   | WA              | 1/2"   | 9 x 9"         | 20 x 20" | 14"       |         |
| Rectangle Coolie #64  | Size            | Fitter | Recess         | Top      | Bottom    | Side    |
|                       | 10"             | WA     | 1/2"           | 3 x 4"   | 5 x 10"   | 7"      |
|                       | 12"             | WA     | 1/2"           | 4 x 5"   | 6.5 x 12" | 8"      |
|                       | 14"             | WA     | 1/2"           | 5 x 6"   | 8 x 14"   | 10"     |
|                       | 16"             | WA     | 1/2"           | 6 x 7"   | 9 x 16"   | 11"     |
|                       | 18"             | WA     | 1/2"           | 7 x 8"   | 12 x 18"  | 13 1/2" |
|                       | 20"             | WA     | 1/2"           | 8 x 9"   | 13 x 20"  | 14"     |
|                       | 22"             | WA     | 1/2"           | 9 x 10"  | 14 x 22"  | 15"     |
|                       | Deep Square #74 | Size   | Fitter         | Recess   | Top       | Bottom  |
|                       | 12"             | WA     | 1/2"           | 5"       | 12"       | 10 1/2" |
|                       | 14"             | WA     | 1/2"           | 5"       | 14"       | 11 1/2" |
|                       | 16"             | WA     | 1/2"           | 6"       | 16"       | 12 1/2" |
|                       | 18"             | WA     | 1/2"           | 6 1/2"   | 18"       | 14 1/2" |
| Short Hex #79         | Size            | Fitter | Recess         | Top      | Bottom    | Side    |
|                       | 14"             | WA     | 1" REF         | 9"       | 14"       | 9"      |
|                       | 16"             | WA     | 1" REF         | 10"      | 16"       | 10"     |
|                       | 18"             | WA     | 0"             | 12"      | 18"       | 11"     |
| Hex #80               | Size            | Fitter | Recess         | Top      | Bottom    | Side    |
|                       | 4"              | FL     | 0"             | 2 1/2"   | 4"        | 3 3/4"  |
|                       | 5"              | FL     | 0"             | 2 1/2"   | 5"        | 4 1/4"  |
|                       | 6"              | FL     | 0"             | 3"       | 6"        | 4 1/2"  |
|                       | 8"              | CL     | 0"             | 5"       | 8"        | 6"      |
|                       | 10"             | ⓄUN WA | 0", 1/2", 1/2" | 6"       | 10"       | 7"      |
|                       | 12"             | ⓄWA UN | 1/2", 1 1/2"   | 7"       | 12"       | 7 1/2"  |
|                       | 14"             | WA     | 1"             | 9"       | 14"       | 11"     |
|                       | 16"             | WA     | 1"             | 10"      | 16"       | 12"     |
|                       | 18"             | WA     | 1"             | 12"      | 18"       | 13"     |
|                       | 20"             | WA     | 3/4"           | 14"      | 20"       | 11"     |
| Hex Coolie #96        | Size            | Fitter | Recess         | Top      | Bottom    | Side    |
|                       | 10"             | CH     | 3/4"           | 4 1/2"   | 10"       | 5 1/2"  |
|                       | 12"             | ⓄWA CL | 3/4"           | 5"       | 12"       | 7"      |
|                       | 14"             | ⓄWA CL | 0"             | 5"       | 14"       | 8"      |
| Retro Square #133     | Size            | Fitter | Recess         | Top      | Bottom    | Side    |
|                       | 8"              | WA     | 0"             | 7"       | 8"        | 7 1/2"  |
|                       | 10"             | WA     | 0"             | 9"       | 10"       | 8"      |
|                       | 12"             | WA     | 0"             | 11"      | 12"       | 9"      |
|                       | 14"             | WA     | 0"             | 13"      | 14"       | 9 1/2"  |
|                       | 16"             | WA     | 0"             | 15"      | 16"       | 10"     |
| Retro Rectangle #135  | Size            | Fitter | Recess         | Top      | Bottom    | Side    |
|                       | 9"              | WA     | 0"             | 6 x 8"   | 7 x 9"    | 7 1/2"  |
|                       | 11"             | WA     | 0"             | 7 x 10"  | 8 x 11"   | 8 1/2"  |
|                       | 13"             | WA     | 1/2"           | 8 x 12"  | 9 x 13"   | 9 1/2"  |
|                       | 15"             | WA     | 1/2"           | 8 x 14"  | 10 x 15"  | 10 1/2" |
|                       | 17"             | WA     | 0"             | 10 x 16" | 11 x 17"  | 11"     |
|                       | 19"             | WA     | 0"             | 11 x 18" | 12 x 19"  | 11 3/4" |
|                       | 21"             | WA     | 0"             | 12 x 20" | 12 x 21"  | 12 1/5" |

# Printed Panel Shades



| Regular | Alt. Panel | Available Prints  |
|---------|------------|-------------------|
| 471     | 571        | Flower (18-20 NA) |
| 472     | 572        | Birds             |
| 473     | N/A        | Floral - Dark     |
| 477     | 577        | Ducks             |
| 479     | 579        | Indians           |
| 480     | N/A        | Plain             |
| 485     | 585        | Floral - White    |
| 489     | N/A        | Map (16-18 NA)    |
| 490     | 590        | Dog               |

| Short Hex #79 | Size           | Fitter   | Recess         | Top    | Bottom | Side   |
|---------------|----------------|----------|----------------|--------|--------|--------|
|               | 14"            | WA       | 1"             | 9"     | 14"    | 9"     |
|               | 16"            | WA       | 1" REF         | 10"    | 16"    | 10"    |
|               | 18"            | WA       | 1" REF         | 12"    | 18"    | 11"    |
| Hex #80       | Size           | Fitter   | Recess         | Top    | Bottom | Side   |
|               | 8"             | CL       | 0"             | 5"     | 8"     | 6"     |
|               | 10"            | CL UN WA | 0", 1/2", 1/2" | 6"     | 10"    | 7"     |
|               | 12"            | WA UN    | 1/2", 1 1/2"   | 7"     | 12"    | 7 1/2" |
|               | 14"            | WA       | 1"             | 9"     | 14"    | 11"    |
|               | 16"            | WA       | 1" REF         | 10"    | 16"    | 12"    |
|               | 18"            | WA       | 1" REF         | 12"    | 18"    | 13"    |
|               | 20"            | WA       | 1" REF         | 14"    | 20"    | 11"    |
|               | Hex Coolie #96 | Size     | Fitter         | Recess | Top    | Bottom |
|               | 10"            | CH       | 3/4"           | 4.5"   | 10"    | 5.5"   |
|               | 12"            | CH WA CL | 3/4"           | 5"     | 12"    | 7"     |
|               | 14"            | CH WA CL | 3/4"           | 5"     | 14"    | 8"     |



# Hard Knife Pleats



Deep Empire  
820 Black

## Fabric Options

| Number                | Description                                  |
|-----------------------|--|
| 810 Egg               | 1/2" Muslin Pleat;                           |
|                       | Side available in 5", 6.5", 8", 10"          |
| 810 White             | 1/2" Muslin Pleat                            |
|                       | Side available in 8", 10", 14", 16"          |
| 810 Black             | 1/2" Muslin Pleat                            |
|                       | Side available in 6", 8", 10", 12", 14", 16" |
| 811 Egg               | 1/2" Muslin Pleat with bound edges           |
|                       | Side available in 8", 9", 10"                |
| 812 Egg               | 1/2" Muslin Pleat with bound edges;          |
|                       | Fan or Pinch Pleat                           |
| 820 White, Black, Egg | 1/2" Muslin Pleat; Fan or Pinch Pleat        |
|                       | (No Egg in #23 Coolie)                       |
| 821 White, Black, Egg | 1/2" Muslin Pleat; Skip Pleat                |
|                       |  |
| 822 White             | 1/2" Linen with bound edges                  |
|                       | Side available 8", 10", 14", 16"             |
| 822 Beige             | 1/2" Linen with bound edges                  |
|                       | Side available 8", 10", 14", 16"             |

|                       |      |                |        |      |        |      |
|-----------------------|------|----------------|--------|------|--------|------|
| Deep Empire #20       | Size | Fitter         | Recess | Top  | Bottom | Side |
|                       | 8"   | WA FL UN UC CL | 1/2"   | 5"   | 8"     | 6"   |
|                       | 10"  | WA UN UC CL    | 1/2"   | 6"   | 10"    | 8"   |
|                       | 12"  | WA UN          | 1/2"   | 7"   | 12"    | 10"  |
|                       | 14"  | WA             | 1/2"   | 8"   | 14"    | 10"  |
|                       | 16"  | WA             | 1/2"   | 9"   | 16"    | 12"  |
|                       | 18"  | WA             | 1/2"   | 10"  | 18"    | 12"  |
|                       | 20"  | WA             | 1/2"   | 11"  | 20"    | 14"  |
|                       | 22"  | WA             | 1/2"   | 12"  | 22"    | 16"  |
| 24"                   | WA   | 1/2"           | 13"    | 24"  | 16"    |      |
| Extra Deep Empire #21 | Size | Fitter         | Recess | Top  | Bottom | Side |
|                       | 14"  | WA             | 1/2"   | 8"   | 14"    | 12"  |
|                       | 16"  | WA             | 1/2"   | 9"   | 16"    | 14"  |
|                       | 17"  | WA             | 1/2"   | 10"  | 17"    | 14"  |
|                       | 18"  | WA             | 1/2"   | 11"  | 18"    | 15"  |
|                       | 20"  | WA             | 1/2"   | 12"  | 20"    | 16"  |
| Bouillotte #22        | Size | Fitter         | Recess | Top  | Bottom | Side |
|                       | 11"  | WA             | 1/2"   | 7"   | 11"    | 8"   |
|                       | 12"  | WA             | 1/2"   | 8"   | 12"    | 6"   |
|                       | 13"  | WA             | 1/2"   | 9.5" | 13"    | 8"   |
|                       | 14"  | WA             | 1/2"   | 9"   | 14"    | 6"   |
|                       | 16"  | WA             | 1/2"   | 12"  | 16"    | 8"   |
|                       | 18"  | WA             | 1/2"   | 14"  | 18"    | 9"   |
| Coolie #23            | Size | Fitter         | Recess | Top  | Bottom | Side |
|                       | 14"  | WA             | 1/2"   | 5"   | 14"    | 8"   |
|                       | 15"  | WA             | 1/2"   | 5"   | 15"    | 10"  |
|                       | 16"  | WA             | 1/2"   | 6"   | 16"    | 10"  |
|                       | 17"  | WA             | 1/2"   | 7"   | 17"    | 12"  |
|                       | 18"  | WA             | 1/2"   | 7"   | 18"    | 12"  |
|                       | 19"  | WA             | 1/2"   | 7"   | 19"    | 12"  |
|                       | 20"  | WA             | 1/2"   | 7"   | 20"    | 12"  |
|                       | 21"  | WA             | 1/2"   | 8"   | 21"    | 14"  |
|                       | 22"  | WA             | 1/2"   | 8"   | 22"    | 14"  |
| 24"                   | WA   | 1/2"           | 8"     | 24"  | 14"    |      |

# Hand Fluted Lampshades

| Empire #10  | Size | Fitter | Recess | Top | Bottom | Side |
|---|------|--------|--------|-----|--------|------|
|    | 10"  | CL UN  | 1"     | 5"  | 10"    | 7"   |
|   | 12"  | WA UN  | 1"     | 7"  | 12"    | 9"   |
|   | 14"  | WA     | 1"     | 8"  | 14"    | 11"  |
|   | 16"  | WA     | 1"     | 10" | 16"    | 11"  |
|   | 18"  | WA     | 1"     | 10" | 18"    | 13"  |
|   | 20"  | WA     | 1"     | 11" | 20"    | 13"  |
|   | 22"  | WA     | 1"     | 12" | 22"    | 15"  |
|   | 24"  | WA     | 1"     | 12" | 24"    | 17"  |
| Extra Deep Empire #11   | Size | Fitter | Recess | Top | Bottom | Side |
|    | 16"  | WA     | 1"     | 8"  | 16"    | 13"  |
|   | 18"  | WA     | 1"     | 10" | 18"    | 15"  |
|   | 23"  | WA     | 3"     | 13" | 23"    | 21"  |
| Two Pleat Flute #12   | Size | Fitter | Recess | Top | Bottom | Side |
|   | 17"  | WA     | 1"     | 8"  | 17"    | 13"  |
|   | 19"  | WA     | 1"     | 9"  | 19"    | 14"  |
|   | 21"  | WA     | 1"     | 10" | 21"    | 15"  |
|   | 23"  | WA     | 1"     | 11" | 23"    | 16"  |
| One Pleat Flute #13   | Size | Fitter | Recess | Top | Bottom | Side |
|  | 16"  | WA     | 1"     | 9"  | 16"    | 13"  |
|   | 18"  | WA     | 1"     | 10" | 18"    | 14"  |
|   | 20"  | WA     | 1"     | 10" | 20"    | 15"  |
| Box Flute #14   | Size | Fitter | Recess | Top | Bottom | Side |
|  | 16"  | WA     | 1"     | 9"  | 16"    | 12"  |
|   | 18"  | WA     | 1"     | 10" | 18"    | 13"  |
|   | 20"  | WA     | 1"     | 10" | 20"    | 14"  |
|   | 23"  | WA     | 1"     | 11" | 23"    | 16"  |
|   | 24"  | WA     | 3"     | 11" | 24"    | 18"  |
| Two Pleat Box Flute #16   | Size | Fitter | Recess | Top | Bottom | Side |
|  | 16"  | WA     | 1"     | 9"  | 16"    | 12"  |
|   | 18"  | WA     | 1"     | 10" | 18"    | 13"  |
|   | 20"  | WA     | 1"     | 10" | 20"    | 14"  |
|   | 23"  | WA     | 1"     | 11" | 23"    | 16"  |
|   | 24"  | WA     | 3"     | 11" | 24"    | 18"  |



**Box Flute #16**  
615 Egg

## Fabric Options

| Number               | Self-Fold Trim              |
|----------------------|-----------------------------|
| 607<br>(same as 507) | Slubless Insbruck, Eggshell |
| 615<br>(same as 515) | Shantung, Eggshell, White   |
| 650<br>(same as 550) | Muslin, White and Eggshell  |

\*Style #12 and #13 not available in 615 fabric

# Trims



Brown Soutache



Gold Soutache



Black Soutache



White Soutache



Beige Soutache



Blue Soutache



Metallic Gold Soutache



Antique Gold Soutache



Silver Soutache



Light Green Soutache



Light Blue Soutache



Light Pink Soutache



Bronze Soutache



Black Picot Braid



Antique Gold Picot Braid



Gold/Black Picot Braid



Off White Picot Braid



Gold Gimp



Light Blue Gimp



Yellow Gimp



Light Pink Gimp



Antique White Gimp



White Gimp



White Ball Fringe



Rawhide Lacing



Natural Loop Trim

## Fabrics Available in 1" Trim

317 EGG  
317 NATURAL  
517 BLACK

517 CHOCOLATE  
517 RUBY  
520 NATURAL  
528 HEATHER

528 WHITE  
919 CREAM  
950 BLACK

# Shoreline

## Import Shades

## Ordering Information

### Shade Information

1. The size of a shade is always the bottom diameter.
2. Cut corner styles are measured from flat side to flat side.
3. Hexagon and octagon styles are measured from point to point.
4. Always handle your lamp shades by the top wires.
5. Keep shade wrappings in good order. Encourage customers to remove the cellophane at home.
6. Do not stack shades too high. The weight of the stack may cause damage to the bottom shade.
7. Purchase your inventory to reflect all types of design; from casual to elegant and from traditional to modern.

Order by phone, fax,  
email or online:

Phone

601.483.0980

Fax

601.483.8527

Email

info@lakeshorestudiosllc.com

Website

www.lakeshorestudiosllc.com

### Terms & Conditions

1. **New Accounts:** Credit references must be furnished before orders can be processed.
2. **Minimum Order:** There is a \$5 handling fee for orders less than \$50.
3. **Service Charges:** A 1.5% finance charge, \$5 minimum, is applied to balances over 30 days from date of invoice. Past due accounts, including service charges, may prevent future orders from being shipped.
4. **Drop Shipping Charge:** A \$5 service charge is applied for Drop Shipments.
5. **Order Changes:** Reduced lead times for Lake Shore shipments require that changes to an order must be made the same day sent due to our "Immediate Delivery" service.
6. **Shipping:** All truck shipments are F.O.B Meridian, MS. We will follow all routing instructions given. If none are given, we will ship by most economical means possible.
7. **Freight Program:** Freight will be paid on Lake Shore orders of \$1500 or more (import shades only). This applies to Continental U.S. Shipments only. Your account must be in good standing to take advantage of this program.
8. **Freight Damages:** Please inspect shipments upon receipt. Any truck freight damage claims you must file with the delivering carrier. Any internal shortages must be reported to factory within 7 days after receipt of order.
9. **Returns:** Save all cartons and shades for returns and call customer service for assistance. No returns or deductions may be taken without consent from customer service.
10. **Abbreviations:** WA – washer; CL – clip; FL – flame; UN-2 – uno with 2" drop; VP - vertical piping.
11. **Ordering:** For quick and easy ordering use four or five digit part number only.
12. **Payments:** We accept payment by check or credit card. Make checks payable to: Lake Shore Studios, P.O. Box 1929, Meridian, MS, 39302.



# Softback Shades

# SL20 - Empire (No Hug)

| QRN#  | Size/Fitter | VP  | Measurements    | Fabric                 | Color |
|-------|-------------|-----|-----------------|------------------------|-------|
| 3548  | 8" CL       | n/a | 3.5 x 8 x 5.25" | 09 - Crinkle Oil Paper | Brown |
| 3555  | 12" WA      | n/a | 4 x 12 x 6.25"  | 09 - Crinkle Oil Paper | Brown |
| 3562  | 14" WA      | n/a | 5 x 14 x 7.5"   | 09 - Crinkle Oil Paper | Brown |
| 3579  | 16" WA      | n/a | 6 x 16 x 8.5"   | 09 - Crinkle Oil Paper | Brown |
| 3586  | 18" WA      | n/a | 7 x 18 x 9.5"   | 09 - Crinkle Oil Paper | Brown |
| 27629 | 20" WA      | n/a | 8 x 20 x 10"    | 09 - Crinkle Oil Paper | Brown |
| 27636 | 22" WA      | n/a | 9 x 22 x 10.5"  | 09 - Crinkle Oil Paper | Brown |

09 Brown



08 Vintage Gold



# SL25 - Shallow Drum Double Smocked Pleat

| QRN#  | Size/Fitter | VP  | Measurements     | Fabric          | Color        |
|-------|-------------|-----|------------------|-----------------|--------------|
| 52713 | 17" WA      | n/a | 11 x 17.5 x 9.5" | 08-DSP Shantung | Cream        |
| 52720 | 17" WA      | n/a | 11 x 17.5 x 9.5" | 08-DSP Shantung | Vintage Gold |
| 52737 | 19" WA      | n/a | 13 x 19 x 11"    | 08-DSP Shantung | Cream        |
| 52744 | 19" WA      | n/a | 13 x 19 x 11"    | 08-DSP Shantung | Vintage Gold |

08 Cream



# SL25 - Shallow Drum

| QRN#  | Size/Fitter | VP  | Measurements     | Fabric               | Color             |
|-------|-------------|-----|------------------|----------------------|-------------------|
| 5273  | 12" UNO     | VP  | 7 x 12 x 8"      | 01-No Slub Innsbruck | Snow              |
| 5276  | 12" UNO     | VP  | 7 x 12 x 8"      | 01-No Slub Innsbruck | Egg               |
| 5283  | 12" UNO     | VP  | 7 x 12 x 8"      | 01-No Slub Innsbruck | Tan               |
| 5306  | 12" UNO     | VP  | 7 x 12 x 8"      | 03-Monay Shantung    | White             |
| 5313  | 12" UNO     | VP  | 7 x 12 x 8"      | 03-Monay Shantung    | Antique White     |
| 5320  | 12" UNO     | VP  | 7 x 12 x 8"      | 03-Monay Shantung    | Egg               |
| 52973 | 12" UNO     | n/a | 7 x 12 x 8"      | 04-Animal Hide       | Faux Animal Hide  |
| 52980 | 12" UNO     | n/a | 7 x 12 x 8"      | 424-Marble           | Antique Parchment |
| 5355  | 15" WA      | VP  | 10 x 15 x 8.5"   | 01-No Slub Innsbruck | Snow              |
| 5368  | 15" WA      | VP  | 10 x 15 x 8.5"   | 01-No Slub Innsbruck | Egg               |
| 5375  | 15" WA      | VP  | 10 x 15 x 8.5"   | 01-No Slub Innsbruck | Tan               |
| 5399  | 15" WA      | VP  | 10 x 15 x 8.5"   | 03-Monay Shantung    | White             |
| 5405  | 15" WA      | VP  | 10 x 15 x 8.5"   | 03-Monay Shantung    | Antique White     |
| 5412  | 15" WA      | VP  | 10 x 15 x 8.5"   | 03-Monay Shantung    | Egg               |
| 5539  | 17" WA      | VP  | 11 x 17.5 x 9.5" | 01-No Slub Innsbruck | Snow              |
| 5542  | 17" WA      | VP  | 11 x 17.5 x 9.5" | 01-No Slub Innsbruck | Egg               |
| 5559  | 17" WA      | VP  | 11 x 17.5 x 9.5" | 01-No Slub Innsbruck | Tan               |
| 5573  | 17" WA      | VP  | 11 x 17.5 x 9.5" | 03-Monay Shantung    | White             |
| 5580  | 17" WA      | VP  | 11 x 17.5 x 9.5" | 03-Monay Shantung    | Antique White     |
| 5597  | 17" WA      | VP  | 11 x 17.5 x 9.5" | 03-Monay Shantung    | Egg               |
| 53000 | 17.5" WA    | n/a | 11 x 17.5 x 9.5" | 04-Animal Hide       | Faux Animal Hide  |
| 53017 | 17.5" WA    | n/a | 11 x 17.5 x 9.5" | 424-Marble           | Antique Parchment |
| 5447  | 19" WA      | VP  | 13 x 19 x 11"    | 01-No Slub Innsbruck | Snow              |
| 5450  | 19" WA      | VP  | 13 x 19 x 11"    | 01-No Slub Innsbruck | Egg               |
| 5467  | 19" WA      | VP  | 13 x 19 x 11"    | 01-No Slub Innsbruck | Tan               |
| 5481  | 19" WA      | VP  | 13 x 19 x 11"    | 03-Monay Shantung    | White             |
| 5498  | 19" WA      | VP  | 13 x 19 x 11"    | 03-Monay Shantung    | Antique White     |
| 5504  | 19" WA      | VP  | 13 x 19 x 11"    | 03-Monay Shantung    | Egg               |
| 50856 | 19" WA      | n/a | 13 x 19 x 11"    | Natural Linen        | Natural           |
| 50863 | 19" WA      | VP  | 13 x 19 x 11"    | 421-Linen            | Tan               |
| 53031 | 19" WA      | n/a | 13 x 19 x 11"    | 04-Animal Hide       | Faux Animal Hide  |
| 53048 | 19" WA      | n/a | 13 x 19 x 11"    | 424-Marble           | Antique Parchment |

03 Antique White



Antique Parchment



Faux Animal Hide



01 Egg



01 Tan



03 Egg



01 Snow



03 White

Egg



Natural

# SL27 - Soft Box

| QRN#  | Size/Fitter | VP  | Measurements      | Fabric | Color   |
|-------|-------------|-----|-------------------|--------|---------|
| 79018 | 9" WA       | n/a | (8.5 x 9) x 8"    | 317    | Egg     |
| 79025 | 9" WA       | n/a | (8.5 x 9) x 8"    | 317    | Natural |
| 79039 | 13" WA      | n/a | (11.5 x 13) x 11" | 317    | Egg     |
| 79046 | 13" WA      | n/a | (11.5 x 13) x 11" | 317    | Natural |
| 79060 | 15" WA      | n/a | (14 x 15) x 12"   | 317    | Egg     |
| 79067 | 15" WA      | n/a | (14 x 15) x 12"   | 317    | Natural |



03 Egg



# SL36 - Fancy Square

| QRN# | Size/Fitter | VP | Measurements    | Fabric               | Color         |
|------|-------------|----|-----------------|----------------------|---------------|
| 5634 | 8" CL       | VP | 3.5 x 8 x 6.75" | 01-No Slub Innsbruck | Egg           |
| 5658 | 8" CL       | VP | 3.5 x 8 x 6.75" | 03-Monay Shantung    | White         |
| 5665 | 8" CL       | VP | 3.5 x 8 x 6.75" | 03-Monay Shantung    | Antique White |
| 5672 | 8" CL       | VP | 3.5 x 8 x 6.75" | 03-Monay Shantung    | Egg           |
| 5696 | 10" WA      | VP | 4 x 10 x 8"     | 01-No Slub Innsbruck | Egg           |
| 5719 | 10" WA      | VP | 4 x 10 x 8"     | 03-Monay Shantung    | White         |
| 5726 | 10" WA      | VP | 4 x 10 x 8"     | 03-Monay Shantung    | Antique White |
| 5733 | 10" WA      | VP | 4 x 10 x 8"     | 03-Monay Shantung    | Egg           |
| 5757 | 12" WA      | VP | 5 x 12 x 9"     | 01-No Slub Innsbruck | Egg           |
| 5771 | 12" WA      | VP | 5 x 12 x 9"     | 03-Monay Shantung    | White         |
| 5788 | 12" WA      | VP | 5 x 12 x 9"     | 03-Monay Shantung    | Antique White |
| 5795 | 12" WA      | VP | 5 x 12 x 9"     | 03-Monay Shantung    | Egg           |
| 5818 | 14" WA      | VP | 6 x 14 x 11"    | 01-No Slub Innsbruck | Egg           |
| 5832 | 14" WA      | VP | 6 x 14 x 11"    | 03-Monay Shantung    | White         |
| 5849 | 14" WA      | VP | 6 x 14 x 11"    | 03-Monay Shantung    | Antique White |
| 5856 | 14" WA      | VP | 6 x 14 x 11"    | 03-Monay Shantung    | Egg           |
| 5870 | 16" WA      | VP | 7 x 16 x 12"    | 01-No Slub Innsbruck | Egg           |
| 5894 | 16" WA      | VP | 7 x 16 x 12"    | 03-Monay Shantung    | White         |
| 5900 | 16" WA      | VP | 7 x 16 x 12"    | 03-Monay Shantung    | Antique White |
| 5917 | 16" WA      | VP | 7 x 16 x 12"    | 03-Monay Shantung    | Egg           |
| 6013 | 18" WA      | VP | 8 x 18 x 13"    | 01-No Slub Innsbruck | Egg           |
| 6037 | 18" WA      | VP | 8 x 18 x 13"    | 03-Monay Shantung    | White         |
| 6044 | 18" WA      | VP | 8 x 18 x 13"    | 03-Monay Shantung    | Antique White |
| 6051 | 18" WA      | VP | 8 x 18 x 13"    | 03-Monay Shantung    | Egg           |



03 Antique White



01 Egg



03 White



# SL28 - Drum

No Hug with 1" Trim



528 Snow



528 Dune

| QRN#  | Size/Fitter | VP  | Measurements  | Fabric | Color |
|-------|-------------|-----|---------------|--------|-------|
| 10428 | 15" WA      | n/a | 14 x 15 x 11" | 528    | Snow  |
| 10435 | 15" WA      | n/a | 14 x 15 x 11" | 528    | Dune  |
| 10442 | 17" WA      | n/a | 16 x 17 x 12" | 528    | Snow  |
| 10449 | 17" WA      | n/a | 16 x 17 x 12" | 528    | Dune  |
| 10456 | 19" WA      | n/a | 18 x 19 x 13" | 528    | Snow  |
| 10463 | 19" WA      | n/a | 18 x 19 x 13" | 528    | Dune  |

# SL38 - Modified Fancy Octagon



03 White



03 Antique White



03 Egg

| QRN# | Size/Fitter | VP | Measurements    | Fabric            | Color         |
|------|-------------|----|-----------------|-------------------|---------------|
| 6150 | 12" WA      | VP | 6.5 x 12 x 9"   | 03-Monay Shantung | White         |
| 6167 | 12" WA      | VP | 6.5 x 12 x 9"   | 03-Monay Shantung | Antique White |
| 6174 | 12" WA      | VP | 6.5 x 12 x 9"   | 03-Monay Shantung | Egg           |
| 6211 | 14" WA      | VP | 8 x 14 x 10.25" | 03-Monay Shantung | White         |
| 6228 | 14" WA      | VP | 8 x 14 x 10.25" | 03-Monay Shantung | Antique White |
| 6235 | 14" WA      | VP | 8 x 14 x 10.25" | 03-Monay Shantung | Egg           |
| 6273 | 16" WA      | VP | 9 x 16 x 11.25" | 03-Monay Shantung | White         |
| 6280 | 16" WA      | VP | 9 x 16 x 11.25" | 03-Monay Shantung | Antique White |
| 6297 | 16" WA      | VP | 9 x 16 x 11.25" | 03-Monay Shantung | Egg           |
| 6334 | 18" WA      | VP | 10 x 18 x 12.5" | 03-Monay Shantung | White         |
| 6341 | 18" WA      | VP | 10 x 18 x 12.5" | 03-Monay Shantung | Antique White |
| 6358 | 18" WA      | VP | 10 x 18 x 12.5" | 03-Monay Shantung | Egg           |

03 Antique White

# SL46 - Deep Empire



03 Egg



03 White

| QRN# | Size/Fitter | VP | Measurements    | Fabric            | Color         |
|------|-------------|----|-----------------|-------------------|---------------|
| 7034 | 14" WA      | VP | 8 x 14 x 10.75" | 03-Monay Shantung | White         |
| 7041 | 14" WA      | VP | 8 x 14 x 10.75" | 03-Monay Shantung | Antique White |
| 7058 | 14" WA      | VP | 8 x 14 x 10.75" | 03-Monay Shantung | Egg           |
| 7126 | 16" WA      | VP | 9 x 16 x 11.75" | 03-Monay Shantung | White         |
| 7133 | 16" WA      | VP | 9 x 16 x 11.75" | 03-Monay Shantung | Antique White |
| 7140 | 16" WA      | VP | 9 x 16 x 11.75" | 03-Monay Shantung | Egg           |
| 7218 | 18" WA      | VP | 9 x 18 x 13"    | 03-Monay Shantung | White         |
| 7225 | 18" WA      | VP | 9 x 18 x 13"    | 03-Monay Shantung | Antique White |
| 7232 | 18" WA      | VP | 9 x 18 x 13"    | 03-Monay Shantung | Egg           |
| 7300 | 20" WA      | VP | 10 x 20 x 14"   | 03-Monay Shantung | White         |
| 7317 | 20" WA      | VP | 10 x 20 x 14"   | 03-Monay Shantung | Antique White |
| 7324 | 20" WA      | VP | 10 x 20 x 14"   | 03-Monay Shantung | Egg           |

# SL47 - Scallop Bell

03 White



| QRN# | Size/Fitter | VP  | Measurements   | Fabric            | Color |
|------|-------------|-----|----------------|-------------------|-------|
| 7355 | 8" CL       | n/a | 4 x 8 x 6.75"  | 03-Monay Shantung | White |
| 7379 | 8" CL       | n/a | 4 x 8 x 6.75"  | 03-Monay Shantung | Egg   |
| 7386 | 10" WA      | n/a | 5 x 10 x 8"    | 03-Monay Shantung | White |
| 7409 | 10" WA      | n/a | 5 x 10 x 8"    | 03-Monay Shantung | Egg   |
| 7416 | 12" WA      | n/a | 6.5 x 12 x 10" | 03-Monay Shantung | White |
| 7430 | 12" WA      | n/a | 6.5 x 12 x 10" | 03-Monay Shantung | Egg   |
| 7447 | 14" WA      | n/a | 7 x 14 x 11"   | 03-Monay Shantung | White |
| 7461 | 14" WA      | n/a | 7 x 14 x 11"   | 03-Monay Shantung | Egg   |
| 7478 | 16" WA      | n/a | 8 x 16 x 12"   | 03-Monay Shantung | White |
| 7492 | 16" WA      | n/a | 8 x 16 x 12"   | 03-Monay Shantung | Egg   |
| 7508 | 18" WA      | n/a | 9 x 18 x 13"   | 03-Monay Shantung | White |
| 7522 | 18" WA      | n/a | 9 x 18 x 13"   | 03-Monay Shantung | Egg   |



03 Egg

# SL45 - Bell

03 Egg



| QRN# | Size/Fitter | VP | Measurements   | Fabric               | Color         |
|------|-------------|----|----------------|----------------------|---------------|
| 6369 | 8" CL       | VP | 4 x 8 x 6.75"  | 01-No Slub Innsbruck | Snow          |
| 6372 | 8" CL       | VP | 4 x 8 x 6.75"  | 01-No Slub Innsbruck | Egg           |
| 6389 | 8" CL       | VP | 4 x 8 x 6.75"  | 01-No Slub Innsbruck | Tan           |
| 6402 | 8" CL       | VP | 4 x 8 x 6.75"  | 03-Monay Shantung    | White         |
| 6419 | 8" CL       | VP | 4 x 8 x 6.75"  | 03-Monay Shantung    | Antique White |
| 6426 | 8" CL       | VP | 4 x 8 x 6.75"  | 03-Monay Shantung    | Egg           |
| 6461 | 10" WA      | VP | 5 x 10 x 8"    | 01-No Slub Innsbruck | Snow          |
| 6464 | 10" WA      | VP | 5 x 10 x 8"    | 01-No Slub Innsbruck | Egg           |
| 6471 | 10" WA      | VP | 5 x 10 x 8"    | 01-No Slub Innsbruck | Tan           |
| 6495 | 10" WA      | VP | 5 x 10 x 8"    | 03-Monay Shantung    | White         |
| 6501 | 10" WA      | VP | 5 x 10 x 8"    | 03-Monay Shantung    | Antique White |
| 6518 | 10" WA      | VP | 5 x 10 x 8"    | 03-Monay Shantung    | Egg           |
| 6553 | 12" WA      | VP | 6.5 x 12 x 10" | 01-No Slub Innsbruck | Snow          |
| 6556 | 12" WA      | VP | 6.5 x 12 x 10" | 01-No Slub Innsbruck | Egg           |
| 6563 | 12" WA      | VP | 6.5 x 12 x 10" | 01-No Slub Innsbruck | Tan           |
| 6587 | 12" WA      | VP | 6.5 x 12 x 10" | 03-Monay Shantung    | White         |
| 6594 | 12" WA      | VP | 6.5 x 12 x 10" | 03-Monay Shantung    | Antique White |
| 6600 | 12" WA      | VP | 6.5 x 12 x 10" | 03-Monay Shantung    | Egg           |
| 6635 | 14" WA      | VP | 7 x 14 x 11"   | 01-No Slub Innsbruck | Snow          |
| 6648 | 14" WA      | VP | 7 x 14 x 11"   | 01-No Slub Innsbruck | Egg           |
| 6655 | 14" WA      | VP | 7 x 14 x 11"   | 01-No Slub Innsbruck | Tan           |
| 6679 | 14" WA      | VP | 7 x 14 x 11"   | 03-Monay Shantung    | White         |
| 6686 | 14" WA      | VP | 7 x 14 x 11"   | 03-Monay Shantung    | Antique White |
| 6693 | 14" WA      | VP | 7 x 14 x 11"   | 03-Monay Shantung    | Egg           |
| 6727 | 16" WA      | VP | 8 x 16 x 12"   | 01-No Slub Innsbruck | Snow          |
| 6730 | 16" WA      | VP | 8 x 16 x 12"   | 01-No Slub Innsbruck | Egg           |
| 6747 | 16" WA      | VP | 8 x 16 x 12"   | 01-No Slub Innsbruck | Tan           |
| 6761 | 16" WA      | VP | 8 x 16 x 12"   | 03-Monay Shantung    | White         |
| 6778 | 16" WA      | VP | 8 x 16 x 12"   | 03-Monay Shantung    | Antique White |
| 6785 | 16" WA      | VP | 8 x 16 x 12"   | 03-Monay Shantung    | Egg           |
| 6819 | 18" WA      | VP | 9 x 18 x 13"   | 01-No Slub Innsbruck | Snow          |
| 6822 | 18" WA      | VP | 9 x 18 x 13"   | 01-No Slub Innsbruck | Egg           |
| 6839 | 18" WA      | VP | 9 x 18 x 13"   | 01-No Slub Innsbruck | Tan           |
| 6853 | 18" WA      | VP | 9 x 18 x 13"   | 03-Monay Shantung    | White         |
| 6860 | 18" WA      | VP | 9 x 18 x 13"   | 03-Monay Shantung    | Antique White |
| 6877 | 18" WA      | VP | 9 x 18 x 13"   | 03-Monay Shantung    | Egg           |



03 Antique White



01 Egg



01 Snow



01 Tan



03 White

**NEW STYLE**

SL50 - Modified Empire  
Linen Side Pleat



528 Oatmeal



528 White

| QRN#  | Size/Fitter | Measurements  | Fabric    | Color   |
|-------|-------------|---------------|-----------|---------|
| 80100 | 14" WA      | 11 x 14 x 10" | 528 Linen | White   |
| 80110 | 14" WA      | 11 x 14 x 10" | 528 Linen | Oatmeal |
| 80115 | 16" WA      | 13 x 16 x 11" | 528 Linen | White   |
| 80120 | 16" WA      | 13 x 16 x 11" | 528 Linen | Oatmeal |
| 80125 | 18" WA      | 15 x 18 x 12" | 528 Linen | White   |
| 80130 | 18" WA      | 15 x 18 x 12" | 528 Linen | Oatmeal |
| 80135 | 20" WA      | 16 x 20 x 13" | 528 Linen | White   |
| 80140 | 20" WA      | 16 x 20 x 13" | 528 Linen | Oatmeal |



SL50 - Modified Bell

03 Antique White



03 Egg



03 White

| QRN# | Size/Fitter | VP | Measurements  | Fabric            | Color         |
|------|-------------|----|---------------|-------------------|---------------|
| 8451 | 14" WA      | VP | 9 x 14 x 10"  | 03-Monay Shantung | White         |
| 8468 | 14" WA      | VP | 9 x 14 x 10"  | 03-Monay Shantung | Antique White |
| 8475 | 14" WA      | VP | 9 x 14 x 10"  | 03-Monay Shantung | Egg           |
| 8635 | 16" WA      | VP | 10 x 16 x 12" | 03-Monay Shantung | White         |
| 8642 | 16" WA      | VP | 10 x 16 x 12" | 03-Monay Shantung | Antique White |
| 8659 | 16" WA      | VP | 10 x 16 x 12" | 03-Monay Shantung | Egg           |
| 8819 | 18" WA      | VP | 11 x 18 x 13" | 03-Monay Shantung | White         |
| 8826 | 18" WA      | VP | 11 x 18 x 13" | 03-Monay Shantung | Antique White |
| 8833 | 18" WA      | VP | 11 x 18 x 13" | 03-Monay Shantung | Egg           |

03 Egg



## SL52 - Inverted Corner Oval

| QRN# | Size/Fitter | VP | Measurements    | Fabric            | Color         |
|------|-------------|----|-----------------|-------------------|---------------|
| 8864 | 13" WA      | VP | 8 x 13 x 9"     | 03-Monay Shantung | White         |
| 8871 | 13" WA      | VP | 8 x 13 x 9"     | 03-Monay Shantung | Antique White |
| 8888 | 13" WA      | VP | 8 x 13 x 9"     | 03-Monay Shantung | Egg           |
| 8895 | 15" WA      | VP | 9 x 15 x 10"    | 03-Monay Shantung | White         |
| 8901 | 15" WA      | VP | 9 x 15 x 10"    | 03-Monay Shantung | Antique White |
| 8918 | 15" WA      | VP | 9 x 15 x 10"    | 03-Monay Shantung | Egg           |
| 8925 | 17" WA      | VP | 10 x 17 x 11"   | 03-Monay Shantung | White         |
| 8932 | 17" WA      | VP | 10 x 17 x 11"   | 03-Monay Shantung | Antique White |
| 8949 | 17" WA      | VP | 10 x 17 x 11"   | 03-Monay Shantung | Egg           |
| 8956 | 19" WA      | VP | 11 x 19 x 12.5" | 03-Monay Shantung | White         |
| 8963 | 19" WA      | VP | 11 x 19 x 12.5" | 03-Monay Shantung | Antique White |
| 8970 | 19" WA      | VP | 11 x 19 x 12.5" | 03-Monay Shantung | Egg           |



03 Antique White



03 White

Snow



## SL54 - Inverted Cut Corner Rectangle

| QRN#  | Size/Fitter | VP  | Measurements                     | Fabric           | Color |
|-------|-------------|-----|----------------------------------|------------------|-------|
| 79450 | 11" WA      | n/a | (4 x 6) x (8 x 11) x 8.5"        | 01-DT07 Shantung | Snow  |
| 79457 | 11" WA      | n/a | (4 x 6) x (8 x 11) x 8.5"        | 01-DT07 Shantung | Egg   |
| 79471 | 13" WA      | n/a | (6 x 8) x (11 x 13) x 11"        | 01-DT07 Shantung | Snow  |
| 79478 | 13" WA      | n/a | (6 x 8) x (11 x 13) x 11"        | 01-DT07 Shantung | Egg   |
| 79492 | 15" WA      | n/a | (7.5 x 9.5) x (12 x 15) x 12"    | 01-DT07 Shantung | Snow  |
| 79499 | 15" WA      | n/a | (7.5 x 9.5) x (12 x 15) x 12"    | 01-DT07 Shantung | Egg   |
| 79513 | 17" WA      | n/a | (8 x 11) x (14 x 17) x 12.5"     | 01-DT07 Shantung | Snow  |
| 79520 | 17" WA      | n/a | (8 x 11) x (14 x 17) x 12.5"     | 01-DT07 Shantung | Egg   |
| 79534 | 19" WA      | n/a | (9.5 x 11.5) x (15 x 19) x 13.5" | 01-DT07 Shantung | Snow  |
| 79541 | 19" WA      | n/a | (9.5 x 11.5) x (15 x 19) x 13.5" | 01-DT07 Shantung | Egg   |



Egg

# SL55 - Euro Bell

| QRN#  | Size/Fitter | VP  | Measurements    | Fabric | Color     |
|-------|-------------|-----|-----------------|--------|-----------|
| 10470 | 16" WA      | n/a | 11 x 16 x 11.5" | 317    | Champagne |
| 10477 | 16" WA      | n/a | 11 x 16 x 11.5" | 367    | Latte     |
| 10484 | 18" WA      | n/a | 12 x 18 x 12.5" | 317    | Champagne |
| 10491 | 18" WA      | n/a | 12 x 18 x 12.5" | 367    | Latte     |
| 10498 | 20" WA      | n/a | 13 x 20 x 13.5" | 317    | Champagne |
| 10505 | 20" WA      | n/a | 13 x 20 x 13.5" | 367    | Latte     |



367 Latte



317 Champagne

# SL64 - Cut Corner Square Bell



01 Black with Bronze Lining



03 Antique White



03 Egg



421 Natural



421 Tan



03 White

| QRN#  | Size/Fitter | VP | Measurements     | Fabric               | Color                      |
|-------|-------------|----|------------------|----------------------|----------------------------|
| 5023  | 10" WA      | VP | 6 x 10 x 8"      | 01-No Slub Innsbruck | Black (with Bronze Lining) |
| 27254 | 10" WA      | VP | 6 x 10 x 8"      | 03-Monay Shantung    | White                      |
| 27261 | 10" WA      | VP | 6 x 10 x 8"      | 03-Monay Shantung    | Antique White              |
| 27278 | 10" WA      | VP | 6 x 10 x 8"      | 03-Monay Shantung    | Egg                        |
| 5030  | 12" WA      | VP | 7.5 x 12 x 10"   | 01-No Slub Innsbruck | Black (with Bronze Lining) |
| 27285 | 12" WA      | VP | 7.5 x 12 x 10"   | 03-Monay Shantung    | White                      |
| 27292 | 12" WA      | VP | 7.5 x 12 x 10"   | 03-Monay Shantung    | Antique White              |
| 27308 | 12" WA      | VP | 7.5 x 12 x 10"   | 03-Monay Shantung    | Egg                        |
| 5047  | 14" WA      | VP | 8 x 14 x 12"     | 01-No Slub Innsbruck | Black (with Bronze Lining) |
| 27315 | 14" WA      | VP | 8 x 14 x 12"     | 03-Monay Shantung    | White                      |
| 27322 | 14" WA      | VP | 8 x 14 x 12"     | 03-Monay Shantung    | Antique White              |
| 27339 | 14" WA      | VP | 8 x 14 x 12"     | 03-Monay Shantung    | Egg                        |
| 50818 | 14" WA      | VP | 8 x 14 x 12"     | 421-Linen            | Natural                    |
| 50825 | 14" WA      | VP | 8 x 14 x 12"     | 421-Linen            | Tan                        |
| 28046 | 15" WA      | VP | 8.5 x 15 x 12.5" | 03-Monay Shantung    | White                      |
| 28053 | 15" WA      | VP | 8.5 x 15 x 12.5" | 03-Monay Shantung    | Antique White              |
| 28060 | 15" WA      | VP | 8.5 x 15 x 12.5" | 03-Monay Shantung    | Egg                        |
| 5054  | 16" WA      | VP | 9 x 16 x 13"     | 01-No Slub Innsbruck | Black (with Bronze Lining) |
| 27346 | 16" WA      | VP | 9 x 16 x 13"     | 03-Monay Shantung    | White                      |
| 27353 | 16" WA      | VP | 9 x 16 x 13"     | 03-Monay Shantung    | Antique White              |
| 27360 | 16" WA      | VP | 9 x 16 x 13"     | 03-Monay Shantung    | Egg                        |
| 50832 | 16" WA      | VP | 9 x 16 x 13"     | 421-Linen            | Natural                    |
| 50849 | 16" WA      | VP | 9 x 16 x 13"     | 421-Linen            | Tan                        |
| 5061  | 18" WA      | VP | 10 x 18 x 14"    | 01-No Slub Innsbruck | Black (with Bronze Lining) |
| 27377 | 18" WA      | VP | 10 x 18 x 14"    | 03-Monay Shantung    | White                      |
| 27384 | 18" WA      | VP | 10 x 18 x 14"    | 03-Monay Shantung    | Antique White              |
| 27391 | 18" WA      | VP | 10 x 18 x 14"    | 03-Monay Shantung    | Egg                        |

# SL68 - Cut Corner Rectangle Bell

| QRN#  | Size/Fitter | VP | Measurements    | Fabric            | Color         |
|-------|-------------|----|-----------------|-------------------|---------------|
| 9724  | 10" WA      | VP | 6 x 10 x 8.5"   | 03-Monay Shantung | White         |
| 9731  | 10" WA      | VP | 6 x 10 x 8.5"   | 03-Monay Shantung | Antique White |
| 9748  | 10" WA      | VP | 6 x 10 x 8.5"   | 03-Monay Shantung | Egg           |
| 9809  | 12" WA      | VP | 6.5 x 12 x 9.5" | 03-Monay Shantung | White         |
| 9816  | 12" WA      | VP | 6.5 x 12 x 9.5" | 03-Monay Shantung | Antique White |
| 9823  | 12" WA      | VP | 6.5 x 12 x 9.5" | 03-Monay Shantung | Egg           |
| 9885  | 14" WA      | VP | 8 x 14 x 10.5"  | 03-Monay Shantung | White         |
| 9892  | 14" WA      | VP | 8 x 14 x 10.5"  | 03-Monay Shantung | Antique White |
| 9908  | 14" WA      | VP | 8 x 14 x 10.5"  | 03-Monay Shantung | Egg           |
| 9960  | 16" WA      | VP | 9 x 16 x 12"    | 03-Monay Shantung | White         |
| 9977  | 16" WA      | VP | 9 x 16 x 12"    | 03-Monay Shantung | Antique White |
| 9984  | 16" WA      | VP | 9 x 16 x 12"    | 03-Monay Shantung | Egg           |
| 10041 | 18" WA      | VP | 10 x 18 x 12.5" | 03-Monay Shantung | White         |
| 10058 | 18" WA      | VP | 10 x 18 x 12.5" | 03-Monay Shantung | Antique White |
| 10065 | 18" WA      | VP | 10 x 18 x 12.5" | 03-Monay Shantung | Egg           |



03 Egg



03 Antique White



03 White

# SL83 - Fancy Octagon



03 White



03 Antique White



03 Egg

| QRN#  | Size/Fitter | VP | Measurements   | Fabric            | Color         |
|-------|-------------|----|----------------|-------------------|---------------|
| 10126 | 14" WA      | VP | 9 x 14 x 12.5" | 03-Monay Shantung | White         |
| 10133 | 14" WA      | VP | 9 x 14 x 12.5" | 03-Monay Shantung | Antique White |
| 10140 | 14" WA      | VP | 9 x 14 x 12.5" | 03-Monay Shantung | Egg           |
| 10188 | 16" WA      | VP | 10 x 16 x 14"  | 03-Monay Shantung | White         |
| 10195 | 16" WA      | VP | 10 x 16 x 14"  | 03-Monay Shantung | Antique White |
| 10201 | 16" WA      | VP | 10 x 16 x 14"  | 03-Monay Shantung | Egg           |
| 10249 | 18" WA      | VP | 11 x 18 x 15"  | 03-Monay Shantung | White         |
| 10256 | 18" WA      | VP | 11 x 18 x 15"  | 03-Monay Shantung | Antique White |
| 10263 | 18" WA      | VP | 11 x 18 x 15"  | 03-Monay Shantung | Egg           |

**NEW STYLE**

SL85 - Linen Oval Side Pleat



528 White



528 Oatmeal

| QRN#  | Size/Fitter | Measurements            | Fabric    | Color   |
|-------|-------------|-------------------------|-----------|---------|
| 80155 | 14" WA      | (7x10) x (10x14) x 10"  | 528 Linen | White   |
| 80160 | 14" WA      | (7x10) x (10x14) x 10"  | 528 Linen | Oatmeal |
| 80165 | 16" WA      | (8x12) x (12x16) x 11"  | 528 Linen | White   |
| 80170 | 16" WA      | (8x12) x (12x16) x 11"  | 528 Linen | Oatmeal |
| 80175 | 18" WA      | (10x14) x (14x18) x 13" | 528 Linen | White   |
| 80180 | 18" WA      | (10x14) x (14x18) x 13" | 528 Linen | Oatmeal |

SL85 - Oval Side Pleat

| QRN#  | Size/Fitter | VP  | Measurements               | Fabric         | Color |
|-------|-------------|-----|----------------------------|----------------|-------|
| 52652 | 10" WA      | n/a | (5 x 7) x (7 x 10) x 7.5"  | O8-SP Shantung | White |
| 52669 | 10" WA      | n/a | (5 x 7) x (7 x 10) x 7.5"  | O8-SP Shantung | Egg   |
| 52676 | 12" WA      | n/a | (5.75 x 8) x (9 x 12) x 9" | O8-SP Shantung | White |
| 52683 | 12" WA      | n/a | (5.75 x 8) x (9 x 12) x 9" | O8-SP Shantung | Egg   |
| 52690 | 14" WA      | n/a | (7 x 10) x (10 x 14) x 10" | O8-SP Shantung | White |
| 52706 | 14" WA      | n/a | (7 x 10) x (10 x 14) x 10" | O8-SP Shantung | Egg   |



O8 White



O8 Egg



# SL85 - Oval Double Smocked Pleat

| QRN#  | Size/Fitter | VP  | Measurements                   | Fabric          | Color        |
|-------|-------------|-----|--------------------------------|-----------------|--------------|
| 52799 | 12" WA      | n/a | (5.75 x 8) x (9 x 12) x 9"     | 08-DSP Shantung | Cream        |
| 52805 | 12" WA      | n/a | (5.75 x 8) x (9 x 12) x 9"     | 08-DSP Shantung | Vintage Gold |
| 52812 | 14" WA      | n/a | (7 x 10) x (10 x 14) x 10"     | 08-DSP Shantung | Cream        |
| 52829 | 14" WA      | n/a | (7 x 10) x (10 x 14) x 10"     | 08-DSP Shantung | Vintage Gold |
| 52836 | 16" WA      | n/a | (8 x 12) x (11.75 x 16) x 11"  | 08-DSP Shantung | Cream        |
| 52843 | 16" WA      | n/a | (8 x 12) x (11.75 x 16) x 11"  | 08-DSP Shantung | Vintage Gold |
| 52850 | 18" WA      | n/a | (10.25 x 14) x (13 x 18) x 12" | 08-DSP Shantung | Cream        |
| 52867 | 18" WA      | n/a | (10.25 x 14) x (13 x 18) x 12" | 08-DSP Shantung | Vintage Gold |



08 Cream



08 Vintage Gold



# SL94 - Empire Cylinder "V" Notch



03 Antique White



03 Egg



03 White

| QRN#  | Size/Fitter | VP  | Measurements  | Fabric            | Color         |
|-------|-------------|-----|---------------|-------------------|---------------|
| 10270 | 14" WA      | n/a | 9 x 14 x 12"  | 03-Monay Shantung | White         |
| 10287 | 14" WA      | n/a | 9 x 14 x 12"  | 03-Monay Shantung | Antique White |
| 10294 | 14" WA      | n/a | 9 x 14 x 12"  | 03-Monay Shantung | Egg           |
| 10300 | 16" WA      | n/a | 10 x 16 x 14" | 03-Monay Shantung | White         |
| 10317 | 16" WA      | n/a | 10 x 16 x 14" | 03-Monay Shantung | Antique White |
| 10324 | 16" WA      | n/a | 10 x 16 x 14" | 03-Monay Shantung | Egg           |
| 10331 | 18" WA      | n/a | 11 x 18 x 16" | 03-Monay Shantung | White         |
| 10348 | 18" WA      | n/a | 11 x 18 x 16" | 03-Monay Shantung | Antique White |
| 10355 | 18" WA      | n/a | 11 x 18 x 16" | 03-Monay Shantung | Egg           |

# SL134 - Retro Drum



523 Oatmeal



523 Vanilla



528 Tan



317 Egg



317 Natural



520 Jute



528 White

| QRN#  | Size/Fitter | VP | Measurements     | Fabric          | Color   |
|-------|-------------|----|------------------|-----------------|---------|
| 79695 | 13" WA      | VP | 11 x 13 x 9.25"  | 520 Burlap      | Jute    |
| 79702 | 13" WA      | VP | 11 x 13 x 9.25"  | 317 Pongee Silk | Egg     |
| 79709 | 13" WA      | VP | 11 x 13 x 9.25"  | 317 Pongee Silk | Natural |
| 79716 | 13" WA      | VP | 11 x 13 x 9.25"  | 523 Linen       | Oatmeal |
| 79723 | 13" WA      | VP | 11 x 13 x 9.25"  | 523 Linen       | Vanilla |
| 79730 | 13" WA      | VP | 11 x 13 x 9.25"  | 528 Linen       | Tan     |
| 79737 | 13" WA      | VP | 11 x 13 x 9.25"  | 528 Linen       | White   |
| 79743 | 15" WA      | VP | 13 x 15 x 10"    | 520 Burlap      | Jute    |
| 79750 | 15" WA      | VP | 13 x 15 x 10"    | 317 Pongee Silk | Egg     |
| 79757 | 15" WA      | VP | 13 x 15 x 10"    | 317 Pongee Silk | Natural |
| 79764 | 15" WA      | VP | 13 x 15 x 10"    | 523 Linen       | Oatmeal |
| 79771 | 15" WA      | VP | 13 x 15 x 10"    | 523 Linen       | Vanilla |
| 79778 | 15" WA      | VP | 13 x 15 x 10"    | 528 Linen       | Tan     |
| 79785 | 15" WA      | VP | 13 x 15 x 10"    | 528 Linen       | White   |
| 79792 | 17" WA      | VP | 15 x 17 x 10.25" | 520 Burlap      | Jute    |
| 79799 | 17" WA      | VP | 15 x 17 x 10.25" | 317 Pongee Silk | Egg     |
| 79806 | 17" WA      | VP | 15 x 17 x 10.25" | 317 Pongee Silk | Natural |
| 79813 | 17" WA      | VP | 15 x 17 x 10.25" | 523 Linen       | Oatmeal |
| 79820 | 17" WA      | VP | 15 x 17 x 10.25" | 523 Linen       | Vanilla |
| 79827 | 17" WA      | VP | 15 x 17 x 10.25" | 528 Linen       | Tan     |
| 79834 | 17" WA      | VP | 15 x 17 x 10.25" | 528 Linen       | White   |
| 79841 | 19" WA      | VP | 17 x 19 x 11.5"  | 520 Burlap      | Jute    |
| 79848 | 19" WA      | VP | 17 x 19 x 11.5"  | 317 Pongee Silk | Egg     |
| 79855 | 19" WA      | VP | 17 x 19 x 11.5"  | 317 Pongee Silk | Natural |
| 79862 | 19" WA      | VP | 17 x 19 x 11.5"  | 523 Linen       | Oatmeal |
| 79869 | 19" WA      | VP | 17 x 19 x 11.5"  | 523 Linen       | Vanilla |
| 79876 | 19" WA      | VP | 17 x 19 x 11.5"  | 528 Linen       | Tan     |
| 79883 | 19" WA      | VP | 17 x 19 x 11.5"  | 528 Linen       | White   |

# SL135 - Retro Rectangle

| QRN#  | Size/Fitter | VP  | Measurements                | Fabric          | Color   |
|-------|-------------|-----|-----------------------------|-----------------|---------|
| 79890 | 14" WA      | n/a | (7x12) x (9x14) x (10.25)"  | 520 Burlap      | Jute    |
| 79897 | 14" WA      | n/a | (7x12) x (9x14) x (10.25)"  | 317 Pongee Silk | Egg     |
| 79904 | 14" WA      | n/a | (7x12) x (9x14) x (10.25)"  | 317 Pongee Silk | Natural |
| 79911 | 14" WA      | n/a | (7x12) x (9x14) x (10.25)"  | 523 Linen       | Oatmeal |
| 79918 | 14" WA      | n/a | (7x12) x (9x14) x (10.25)"  | 523 Linen       | Vanilla |
| 79925 | 14" WA      | n/a | (7x12) x (9x14) x (10.25)"  | 528 Linen       | Tan     |
| 79932 | 14" WA      | n/a | (7x12) x (9x14) x (10.25)"  | 528 Linen       | White   |
| 79939 | 16" WA      | n/a | (8x14) x (10x16) x (10.75)" | 520 Burlap      | Jute    |
| 79946 | 16" WA      | n/a | (8x14) x (10x16) x (10.75)" | 317 Pongee Silk | Egg     |
| 79953 | 16" WA      | n/a | (8x14) x (10x16) x (10.75)" | 317 Pongee Silk | Natural |
| 79960 | 16" WA      | n/a | (8x14) x (10x16) x (10.75)" | 523 Linen       | Oatmeal |
| 79967 | 16" WA      | n/a | (8x14) x (10x16) x (10.75)" | 523 Linen       | Vanilla |
| 79974 | 16" WA      | n/a | (8x14) x (10x16) x (10.75)" | 528 Linen       | Tan     |
| 79981 | 16" WA      | n/a | (8x14) x (10x16) x (10.75)" | 528 Linen       | White   |
| 79988 | 18" WA      | n/a | (9x16) x (11x18) x (11.25)" | 520 Burlap      | Jute    |
| 79995 | 18" WA      | n/a | (9x16) x (11x18) x (11.25)" | 317 Pongee Silk | Egg     |
| 80002 | 18" WA      | n/a | (9x16) x (11x18) x (11.25)" | 317 Pongee Silk | Natural |
| 80009 | 18" WA      | n/a | (9x16) x (11x18) x (11.25)" | 523 Linen       | Oatmeal |
| 80016 | 18" WA      | n/a | (9x16) x (11x18) x (11.25)" | 523 Linen       | Vanilla |
| 80023 | 18" WA      | n/a | (9x16) x (11x18) x (11.25)" | 528 Linen       | Tan     |
| 80030 | 18" WA      | n/a | (9x16) x (11x18) x (11.25)" | 528 Linen       | White   |



520 Jute



317 Natural



317 Egg



528 Oatmeal



523 Vanilla



528 Tan



528 White

# SL158 - Inverted Corners

Fancy Square Pleated

| QRN#  | Size/Fitter | VP  | Measurements   | Fabric         | Color |
|-------|-------------|-----|----------------|----------------|-------|
| 12229 | 8" CL       | n/a | 4 x 8 x 6"     | 01-SP Shantung | Taupe |
| 12236 | 10" WA      | n/a | 5 x 10 x 7.25" | 01-SP Shantung | Taupe |
| 12243 | 12" WA      | n/a | 5 x 12 x 9"    | 01-SP Shantung | Taupe |
| 12250 | 14" WA      | n/a | 6 x 14 x 10.5" | 01-SP Shantung | Taupe |
| 12267 | 16" WA      | n/a | 7 x 16 x 12"   | 01-SP Shantung | Taupe |
| 12274 | 18" WA      | n/a | 8 x 18 x 13"   | 01-SP Shantung | Taupe |



01 Taupe

08 Black



08 Vintage Gold - Trim Detail



08 Cream

## SL165 - Transitional Bell

| QRN#  | Size/Fitter | VP | Measurements    | Fabric      | Color        |
|-------|-------------|----|-----------------|-------------|--------------|
| 52300 | 12" WA      | VP | 6.5 x 12 x 7.5" | 08 Shantung | Cream        |
| 52317 | 12" WA      | VP | 6.5 x 12 x 7.5" | 08 Shantung | Vintage Gold |
| 52324 | 12" WA      | VP | 6.5 x 12 x 7.5" | 08 Shantung | Black        |
| 52331 | 14" WA      | VP | 7.5 x 14 x 9"   | 08 Shantung | Cream        |
| 52348 | 14" WA      | VP | 7.5 x 14 x 9"   | 08 Shantung | Vintage Gold |
| 52355 | 14" WA      | VP | 7.5 x 14 x 9"   | 08 Shantung | Black        |
| 52362 | 16" WA      | VP | 8.5 x 16 x 10"  | 08 Shantung | Cream        |
| 52379 | 16" WA      | VP | 8.5 x 16 x 10"  | 08 Shantung | Vintage Gold |
| 52386 | 16" WA      | VP | 8.5 x 16 x 10"  | 08 Shantung | Black        |
| 52393 | 18" WA      | VP | 9.5 x 18 x 11"  | 08 Shantung | Cream        |
| 52409 | 18" WA      | VP | 9.5 x 18 x 11"  | 08 Shantung | Vintage Gold |
| 52416 | 18" WA      | VP | 9.5 x 18 x 11"  | 08 Shantung | Black        |
| 52423 | 20" WA      | VP | 10.5 x 20 x 12" | 08 Shantung | Cream        |
| 52430 | 20" WA      | VP | 10.5 x 20 x 12" | 08 Shantung | Vintage Gold |
| 52447 | 20" WA      | VP | 10.5 x 20 x 12" | 08 Shantung | Black        |

## SL165 - Transitional Bell Double Smocked Pleat

| QRN#  | Size/Fitter | VP  | Measurements    | Fabric          | Color        |
|-------|-------------|-----|-----------------|-----------------|--------------|
| 52874 | 12" WA      | n/a | 6.5 x 12 x 7.5" | 08-DSP Shantung | Cream        |
| 52881 | 12" WA      | n/a | 6.5 x 12 x 7.5" | 08-DSP Shantung | Vintage Gold |
| 52898 | 14" WA      | n/a | 7.5 x 14 x 9"   | 08-DSP Shantung | Cream        |
| 52904 | 14" WA      | n/a | 7.5 x 14 x 9"   | 08-DSP Shantung | Vintage Gold |
| 52911 | 16" WA      | n/a | 8.5 x 16 x 10"  | 08-DSP Shantung | Cream        |
| 52928 | 16" WA      | n/a | 8.5 x 16 x 10"  | 08-DSP Shantung | Vintage Gold |



08 Vintage Gold



08 Cream

# SL165 - Transitional Bell

Faux Leather



424 Antique Parchment



04 Faux Animal Hide

| QRN#  | Size/Fitter | VP  | Measurements    | Fabric        | Color                 |
|-------|-------------|-----|-----------------|---------------|-----------------------|
| 51532 | 12" WA      | n/a | 6.5 x 12 x 7.5" | 425 Parchment | 04-Faux Animal Hide   |
| 51587 | 12" WA      | n/a | 6.5 x 12 x 7.5" | 425 Parchment | 424-Antique Parchment |
| 51549 | 14" WA      | n/a | 7.5 x 14 x 9"   | 425 Parchment | 04-Faux Animal Hide   |
| 51594 | 14" WA      | n/a | 7.5 x 14 x 9"   | 425 Parchment | 424-Antique Parchment |
| 51556 | 16" WA      | n/a | 8.5 x 16 x 10"  | 425 Parchment | 04-Faux Animal Hide   |
| 51600 | 16" WA      | n/a | 8.5 x 16 x 10"  | 425 Parchment | 424-Antique Parchment |
| 51563 | 18" WA      | n/a | 9.5 x 18 x 11"  | 425 Parchment | 04-Faux Animal Hide   |
| 51617 | 18" WA      | n/a | 9.5 x 18 x 11"  | 425 Parchment | 424-Antique Parchment |
| 51570 | 20" WA      | n/a | 10.5 x 20 x 12" | 425 Parchment | 04-Faux Animal Hide   |
| 51624 | 20" WA      | n/a | 10.5 x 20 x 12" | 425 Parchment | 424-Antique Parchment |



03 Egg

# SL170 - Corset Drum

| QRN#  | Size/Fitter | VP    | Measurements  | Fabric      | Color |
|-------|-------------|-------|---------------|-------------|-------|
| 10533 | 12" WA      | Braid | 10 x 12 x 10" | 03-Shantung | Egg   |
| 10540 | 14" WA      | Braid | 11 x 14 x 11" | 03-Shantung | Egg   |
| 10547 | 16" WA      | Braid | 12 x 16 x 12" | 03-Shantung | Egg   |

# SL197 - V-Corner Square

| QRN#  | Size/Fitter | VP | Measurements  | Fabric      | Color |
|-------|-------------|----|---------------|-------------|-------|
| 50221 | 12" WA      | VP | 5 x 12 x 9.5" | 08 Shantung | Egg   |
| 50269 | 14" WA      | VP | 6 x 14 x 10"  | 08 Shantung | Egg   |
| 50290 | 16" WA      | VP | 7 x 16 x 11"  | 08 Shantung | Egg   |
| 50320 | 18" WA      | VP | 8 x 18 x 12"  | 08 Shantung | Egg   |



08 Egg

# SL206 - Pencil Pleat

405 Ash



405 Magnolia



| QRN#  | Size/Fitter | VP  | Measurements      | Fabric              | Color    |
|-------|-------------|-----|-------------------|---------------------|----------|
| 51297 | 11" WA      | n/a | 7 x 11 x 8"       | 405 Pleated Taffeta | Magnolia |
| 51303 | 11" WA      | n/a | 7 x 11 x 8"       | 405 Pleated Taffeta | Ash      |
| 51334 | 14" WA      | n/a | 9 x 14 x 9"       | 405 Pleated Taffeta | Magnolia |
| 51341 | 14" WA      | n/a | 9 x 14 x 9"       | 405 Pleated Taffeta | Ash      |
| 51372 | 16" WA      | n/a | 10 x 16 x 10"     | 405 Pleated Taffeta | Magnolia |
| 51389 | 16" WA      | n/a | 10 x 16 x 10"     | 405 Pleated Taffeta | Ash      |
| 51419 | 18" WA      | n/a | 11.5 x 18 x 11.5" | 405 Pleated Taffeta | Magnolia |
| 51426 | 18" WA      | n/a | 11.5 x 18 x 11.5" | 405 Pleated Taffeta | Ash      |
| 51457 | 19" WA      | n/a | 13 x 19 x 11"     | 405 Pleated Taffeta | Magnolia |
| 51464 | 19" WA      | n/a | 13 x 19 x 11"     | 405 Pleated Taffeta | Ash      |

# SL206 - English Box Pleat

| QRN#  | Size/Fitter | VP  | Measurements      | Fabric      | Color |
|-------|-------------|-----|-------------------|-------------|-------|
| 50641 | 11" WA      | n/a | 7 x 11 x 8"       | 08 Shantung | Egg   |
| 50658 | 11" WA      | n/a | 7 x 11 x 8"       | 08 Shantung | Honey |
| 50672 | 14" WA      | n/a | 9 x 14 x 9"       | 08 Shantung | Egg   |
| 50689 | 14" WA      | n/a | 9 x 14 x 9"       | 08 Shantung | Honey |
| 50702 | 16" WA      | n/a | 10 x 16 x 10"     | 08 Shantung | Egg   |
| 50719 | 16" WA      | n/a | 10 x 16 x 10"     | 08 Shantung | Honey |
| 50733 | 18" WA      | n/a | 11.5 x 18 x 11.5" | 08 Shantung | Egg   |
| 50740 | 18" WA      | n/a | 11.5 x 18 x 11.5" | 08 Shantung | Honey |
| 50764 | 19" WA      | n/a | 13 x 19 x 11"     | 08 Shantung | Egg   |
| 50771 | 19" WA      | n/a | 13 x 19 x 11"     | 08 Shantung | Honey |
| 54139 | 20" WA      | n/a | 12.5 x 20 x 13"   | 08 Shantung | Egg   |
| 54146 | 20" WA      | n/a | 12.5 x 20 x 13"   | 08 Shantung | Honey |



08 Honey



08 Egg

**NEW STYLE**

SL206 - Linen Box Pleat

| QRN#  | Size/Fitter | VP  | Measurements      | Fabric    | Color   |
|-------|-------------|-----|-------------------|-----------|---------|
| 80200 | 12" WA      | n/a | 7 x 12 x 8"       | 528 Linen | White   |
| 80205 | 12" WA      | n/a | 7 x 12 x 8"       | 528 Linen | Oatmeal |
| 80210 | 14" WA      | n/a | 9 x 14 x 9"       | 528 Linen | White   |
| 80215 | 14" WA      | n/a | 9 x 14 x 9"       | 528 Linen | Oatmeal |
| 80220 | 16" WA      | n/a | 10 x 16 x 10"     | 528 Linen | White   |
| 80225 | 16" WA      | n/a | 10 x 16 x 10"     | 528 Linen | Oatmeal |
| 80230 | 18" WA      | n/a | 11.5 x 18 x 11.5" | 528 Linen | White   |
| 80235 | 18" WA      | n/a | 11.5 x 18 x 11.5" | 528 Linen | Oatmeal |



528 Oatmeal



528 White



SL209 - Fancy Oblong



08 Black with Bronze Lining



08 Cream



08 Vintage Gold

| QRN#  | Size/Fitter | VP | Measurements                            | Fabric      | Color                      |
|-------|-------------|----|---|-------------|----------------------------|
| 51976 | 12" WA      | VP | (6.125 x 9.75) x (7.625 x 12) x 7.625"  | 08 Shantung | Cream                      |
| 51983 | 12" WA      | VP | (6.125 x 9.75) x (7.625 x 12) x 7.625"  | 08 Shantung | Vintage Gold               |
| 51990 | 12" WA      | VP | (6.125 x 9.75) x (7.625 x 12) x 7.625"  | 08 Shantung | Black (with Bronze Lining) |
| 52003 | 14" WA      | VP | (7.25 x 11.375) x (8.875 x 14) x 8.875" | 08 Shantung | Cream                      |
| 52010 | 14" WA      | VP | (7.25 x 11.375) x (8.875 x 14) x 8.875" | 08 Shantung | Vintage Gold               |
| 52027 | 14" WA      | VP | (7.25 x 11.375) x (8.875 x 14) x 8.875" | 08 Shantung | Black (with Bronze Lining) |
| 52034 | 16" WA      | VP | (8.25 x 13) x (10 x 16) x 10"           | 08 Shantung | Cream                      |
| 52041 | 16" WA      | VP | (8.25 x 13) x (10 x 16) x 10"           | 08 Shantung | Vintage Gold               |
| 52058 | 16" WA      | VP | (8.25 x 13) x (10 x 16) x 10"           | 08 Shantung | Black (with Bronze Lining) |

# SL213 - Melon Out Scallop



08 Vintage Gold



08 Cream

| QRN#  | Size/Fitter | VP | Measurements      | Fabric      | Color        |
|-------|-------------|----|-------------------|-------------|--------------|
| 52126 | 10" WA      | VP | 7.125 x 10 x 7"   | 08 Shantung | Cream        |
| 52133 | 10" WA      | VP | 7.125 x 10 x 7"   | 08 Shantung | Vintage Gold |
| 52157 | 12" WA      | VP | 8.5 x 12 x 8"     | 08 Shantung | Cream        |
| 52164 | 12" WA      | VP | 8.5 x 12 x 8"     | 08 Shantung | Vintage Gold |
| 52188 | 14" WA      | VP | 10 x 14 x 10"     | 08 Shantung | Cream        |
| 52195 | 14" WA      | VP | 10 x 14 x 10"     | 08 Shantung | Vintage Gold |
| 52218 | 16" WA      | VP | 11.375 x 16 x 11" | 08 Shantung | Cream        |
| 52225 | 16" WA      | VP | 11.375 x 16 x 11" | 08 Shantung | Vintage Gold |

# SL215 - Transitional Oval

| QRN#  | Size/Fitter | VP | Measurements                         | Fabric      | Color                         |
|-------|-------------|----|--------------------------------------|-------------|-------------------------------|
| 52454 | 10" WA      | VP | (4.5 x 5.875) x (7.75 x 10) x 6.875" | 08 Shantung | Cream                         |
| 52461 | 10" WA      | VP | (4.5 x 5.875) x (7.75 x 10) x 6.875" | 08 Shantung | Vintage Gold                  |
| 52478 | 10" WA      | VP | (4.5 x 5.875) x (7.75 x 10) x 6.875" | 08 Shantung | Black<br>(with Bronze Lining) |
| 52485 | 12" WA      | VP | (5.5 x 7) x (9.25 x 12) x 8.25"      | 08 Shantung | Cream                         |
| 52492 | 12" WA      | VP | (5.5 x 7) x (9.25 x 12) x 8.25"      | 08 Shantung | Vintage Gold                  |
| 52508 | 12" WA      | VP | (5.5 x 7) x (9.25 x 12) x 8.25"      | 08 Shantung | Black<br>(with Bronze Lining) |
| 52515 | 14" WA      | VP | (6.5 x 8.25) x (11 x 14) x 9.75"     | 08 Shantung | Cream                         |
| 52522 | 14" WA      | VP | (6.5 x 8.25) x (11 x 14) x 9.75"     | 08 Shantung | Vintage Gold                  |
| 52539 | 14" WA      | VP | (6.5 x 8.25) x (11 x 14) x 9.75"     | 08 Shantung | Black<br>(with Bronze Lining) |
| 52546 | 16" WA      | VP | (6.5 x 9.5) x (12.5 x 16) x 11"      | 08 Shantung | Cream                         |
| 52553 | 16" WA      | VP | (6.5 x 9.5) x (12.5 x 16) x 11"      | 08 Shantung | Vintage Gold                  |
| 52560 | 16" WA      | VP | (6.5 x 9.5) x (12.5 x 16) x 11"      | 08 Shantung | Black<br>(with Bronze Lining) |



08 Black



08 Cream



08 Vintage Gold





# Hardback Import Shades

# SL32 - Deep Cone



522 Off White



950 Black



850 Mushroom Pleat White



850 Mushroom Pleat Egg



522 Beige



507 Oyster



507 White



507 Egg

| QRN# | Size/Fitter | Measurements   | Fabric                 | Color     |
|------|-------------|----------------|------------------------|-----------|
| 1140 | 13" WA      | 5 x 13 x 10"   | 850-Mushroom pleat     | White     |
| 1141 | 13" WA      | 5 x 13 x 10"   | 850-Mushroom pleat     | Egg       |
| 1142 | 13" WA      | 5 x 13 x 10"   | 522-Linen              | Off White |
| 1143 | 13" WA      | 5 x 13 x 10"   | 522-Linen              | Beige     |
| 1145 | 13" WA      | 5 x 13 x 10"   | 507-Slubless Innsbruck | Egg       |
| 1146 | 13" WA      | 5 x 13 x 10"   | 507-Slubless Innsbruck | White     |
| 1148 | 13" WA      | 5 x 13 x 10"   | 950-Shantung           | Black     |
| 1149 | 13" WA      | 5 x 13 x 10"   | 507-Slubless Innsbruck | Oyster    |
| 1340 | 15" WA      | 5 x 15 x 10"   | 850-Mushroom pleat     | White     |
| 1341 | 15" WA      | 5 x 15 x 10"   | 850-Mushroom pleat     | Egg       |
| 1342 | 15" WA      | 5 x 15 x 10"   | 522-Linen              | Off White |
| 1343 | 15" WA      | 5 x 15 x 10"   | 522-Linen              | Beige     |
| 1345 | 15" WA      | 5 x 15 x 10"   | 507-Slubless Innsbruck | Egg       |
| 1346 | 15" WA      | 5 x 15 x 10"   | 507-Slubless Innsbruck | White     |
| 1348 | 15" WA      | 5 x 15 x 10"   | 950-Shantung           | Black     |
| 1349 | 15" WA      | 5 x 15 x 10"   | 507-Slubless Innsbruck | Oyster    |
| 1350 | 17" WA      | 6 x 17 x 11.5" | 850-Mushroom pleat     | White     |
| 1351 | 17" WA      | 6 x 17 x 11.5" | 850-Mushroom pleat     | Egg       |
| 1352 | 17" WA      | 6 x 17 x 11.5" | 522-Linen              | Off White |
| 1353 | 17" WA      | 6 x 17 x 11.5" | 522-Linen              | Beige     |
| 1355 | 17" WA      | 6 x 17 x 11.5" | 507-Slubless Innsbruck | Egg       |
| 1356 | 17" WA      | 6 x 17 x 11.5" | 507-Slubless Innsbruck | White     |
| 1358 | 17" WA      | 6 x 17 x 11.5" | 950-Shantung           | Black     |
| 1359 | 17" WA      | 6 x 17 x 11.5" | 507-Slubless Innsbruck | Oyster    |
| 1360 | 19" WA      | 6 x 19 x 13"   | 850-Mushroom pleat     | White     |
| 1361 | 19" WA      | 6 x 19 x 13"   | 850-Mushroom pleat     | Egg       |
| 1362 | 19" WA      | 6 x 19 x 13"   | 522-Linen              | Off White |
| 1363 | 19" WA      | 6 x 19 x 13"   | 522-Linen              | Beige     |
| 1365 | 19" WA      | 6 x 19 x 13"   | 507-Slubless Innsbruck | Egg       |
| 1366 | 19" WA      | 6 x 19 x 13"   | 507-Slubless Innsbruck | White     |
| 1368 | 19" WA      | 6 x 19 x 13"   | 950-Shantung           | Black     |
| 1369 | 19" WA      | 6 x 19 x 13"   | 507-Slubless Innsbruck | Oyster    |

# SL34 - Empire

| QRN# | Size/Fitter | Measurements     | Fabric                 | Color                     |
|------|-------------|------------------|------------------------|---------------------------|
| 1300 | 8" CL       | 5 x 8 x 6.5"     | 850-Mushroom pleat     | White                     |
| 1301 | 8" CL       | 5 x 8 x 6.5"     | 850-Mushroom pleat     | Egg                       |
| 1302 | 8" CL       | 5 x 8 x 6.5"     | 522-Linen              | White                     |
| 1303 | 8" CL       | 5 x 8 x 6.5"     | 522-Linen              | Beige                     |
| 1305 | 8" CL       | 5 x 8 x 6.5"     | 507-Slubless Innsbruck | Egg                       |
| 1306 | 8" CL       | 5 x 8 x 6.5"     | 507-Slubless Innsbruck | White                     |
| 1307 | 8" CL       | 5 x 8 x 6.5"     | 514-Slubless           | Tan                       |
| 1308 | 8" CL       | 5 x 8 x 6.5"     | 950-Shantung           | Black (with white lining) |
| 1309 | 8" CL       | 5 x 8 x 6.5"     | 507-Slubless Innsbruck | Oyster                    |
| 1310 | 10" CL      | 6 x 10 x 7.5"    | 850-Mushroom pleat     | White                     |
| 1311 | 10" CL      | 6 x 10 x 7.5"    | 850-Mushroom pleat     | Egg                       |
| 1312 | 10" CL      | 6 x 10 x 7.5"    | 522-Linen              | White                     |
| 1313 | 10" CL      | 6 x 10 x 7.5"    | 522-Linen              | Beige                     |
| 1315 | 10" CL      | 6 x 10 x 7.5"    | 507-Slubless Innsbruck | Egg                       |
| 1316 | 10" CL      | 6 x 10 x 7.5"    | 507-Slubless Innsbruck | White                     |
| 1317 | 10" CL      | 6 x 10 x 7.5"    | 514-Slubless           | Tan                       |
| 1318 | 10" CL      | 6 x 10 x 7.5"    | 950-Shantung           | Black (with white lining) |
| 1319 | 10" CL      | 6 x 10 x 7.5"    | 507-Slubless Innsbruck | Oyster                    |
| 1320 | 12" WA      | 6 x 12 x 8"      | 850-Mushroom pleat     | White                     |
| 1321 | 12" WA      | 6 x 12 x 8"      | 850-Mushroom pleat     | Egg                       |
| 1322 | 12" WA      | 6 x 12 x 8"      | 522-Linen              | White                     |
| 1323 | 12" WA      | 6 x 12 x 8"      | 522-Linen              | Beige                     |
| 1325 | 12" WA      | 6 x 12 x 8"      | 507-Slubless Innsbruck | Egg                       |
| 1326 | 12" WA      | 6 x 12 x 8"      | 507-Slubless Innsbruck | White                     |
| 1327 | 12" WA      | 6 x 12 x 8"      | 514-Slubless           | Tan                       |
| 1328 | 12" WA      | 6 x 12 x 8"      | 950-Shantung           | Black (with white lining) |
| 1329 | 12" WA      | 6 x 12 x 8"      | 507-Slubless Innsbruck | Oyster                    |
| 1330 | 12" UN-2    | 6 x 12 x 8"      | 850-Mushroom pleat     | White                     |
| 1331 | 12" UN-2    | 6 x 12 x 8"      | 850-Mushroom pleat     | Egg                       |
| 1332 | 12" UN-2    | 6 x 12 x 8"      | 522-Linen              | White                     |
| 1333 | 12" UN-2    | 6 x 12 x 8"      | 522-Linen              | Beige                     |
| 1335 | 12" UN-2    | 6 x 12 x 8"      | 507-Slubless Innsbruck | Egg                       |
| 1336 | 12" UN-2    | 6 x 12 x 8"      | 507-Slubless Innsbruck | White                     |
| 1337 | 12" UN-2    | 6 x 12 x 8"      | 514-Slubless           | Tan                       |
| 1338 | 12" UN-2    | 6 x 12 x 8"      | 950-Shantung           | Black (with white lining) |
| 1339 | 12" UN-2    | 6 x 12 x 8"      | 507-Slubless Innsbruck | Oyster                    |
| 1120 | 19" WA      | 14 x 19 x 10.75" | 850-Mushroom pleat     | White                     |
| 1121 | 19" WA      | 14 x 19 x 10.75" | 850-Mushroom pleat     | Egg                       |
| 1122 | 19" WA      | 14 x 19 x 10.75" | 522-Linen              | White                     |
| 1123 | 19" WA      | 14 x 19 x 10.75" | 522-Linen              | Beige                     |
| 1125 | 19" WA      | 14 x 19 x 10.75" | 507-Slubless Innsbruck | Egg                       |
| 1126 | 19" WA      | 14 x 19 x 10.75" | 507-Slubless Innsbruck | White                     |
| 1127 | 19" WA      | 14 x 19 x 10.75" | 514-Slubless           | Tan                       |
| 1128 | 19" WA      | 14 x 19 x 10.75" | 950-Shantung           | Black (with white lining) |
| 1129 | 19" WA      | 14 x 19 x 10.75" | 507-Slubless Innsbruck | Oyster                    |



522 Beige



507 Egg



950 Black



514 Tan



507 White



850 Egg



850 White



507 Oyster

# SL134 - Rolled Edge Drum

| QRN#  | Size/Fitter | VP  | Measurements  | Fabric | Color   |
|-------|-------------|-----|---------------|--------|---------|
| 10512 | 14" WA      | n/a | 13 x 14 x 10" | 313    | Natural |
| 10519 | 16" WA      | n/a | 15 x 16 x 11" | 313    | Natural |
| 10526 | 18" WA      | n/a | 17 x 18 x 12" | 313    | Natural |



313 Natural

# SL36 - Square Bell



507 Egg



950 Black w/ white lining



953 Black w/ gold lining



514 Tan



507 Oyster



507 White

| QRN# | Size/Fitter | Measurements | Fabric                 | Color                     |
|------|-------------|--------------|------------------------|---------------------------|
| 1420 | 8" CL       | 4 x 8 x 7"   | 950-Shantung           | Black (with white lining) |
| 1423 | 8" CL       | 4 x 8 x 7"   | 507-Slubless Innsbruck | Egg                       |
| 1424 | 8" CL       | 4 x 8 x 7"   | 507-Slubless Innsbruck | White                     |
| 1425 | 8" CL       | 4 x 8 x 7"   | 514-Slubless           | Tan                       |
| 1426 | 8" CL       | 4 x 8 x 7"   | 953-Shantung           | Black (with gold lining)  |
| 1427 | 8" CL       | 4 x 8 x 7"   | 507-Slubless Innsbruck | Oyster                    |
| 1440 | 10" WA      | 5 x 10 x 9"  | 950-Shantung           | Black (with white lining) |
| 1443 | 10" WA      | 5 x 10 x 9"  | 507-Slubless Innsbruck | Egg                       |
| 1444 | 10" WA      | 5 x 10 x 9"  | 507-Slubless Innsbruck | White                     |
| 1445 | 10" WA      | 5 x 10 x 9"  | 514-Slubless           | Tan                       |
| 1446 | 10" WA      | 5 x 10 x 9"  | 953-Shantung           | Black (with gold lining)  |
| 1447 | 10" WA      | 5 x 10 x 9"  | 507-Slubless Innsbruck | Oyster                    |
| 1460 | 12" WA      | 6 x 12 x 10" | 950-Shantung           | Black (with white lining) |
| 1463 | 12" WA      | 6 x 12 x 10" | 507-Slubless Innsbruck | Egg                       |
| 1464 | 12" WA      | 6 x 12 x 10" | 507-Slubless Innsbruck | White                     |
| 1465 | 12" WA      | 6 x 12 x 10" | 514-Slubless           | Tan                       |
| 1466 | 12" WA      | 6 x 12 x 10" | 953-Shantung           | Black (with gold lining)  |
| 1467 | 12" WA      | 6 x 12 x 10" | 507-Slubless Innsbruck | Oyster                    |
| 1480 | 14" WA      | 7 x 14 x 12" | 950-Shantung           | Black (with white lining) |
| 1483 | 14" WA      | 7 x 14 x 12" | 507-Slubless Innsbruck | Egg                       |
| 1484 | 14" WA      | 7 x 14 x 12" | 507-Slubless Innsbruck | White                     |
| 1485 | 14" WA      | 7 x 14 x 12" | 514-Slubless           | Tan                       |
| 1486 | 14" WA      | 7 x 14 x 12" | 953-Shantung           | Black (with gold lining)  |
| 1487 | 14" WA      | 7 x 14 x 12" | 507-Slubless Innsbruck | Oyster                    |

# SL37 - Rectangular Bell



507 White



514 Tan



507 Egg



507 Oyster



950 Black

| QRN# | Size/Fitter | Measurements              | Fabric                 | Color                     |
|------|-------------|---------------------------|------------------------|---------------------------|
| 1530 | 12" WA      | (4 x 6) x (8 x 12) x 8"   | 950-Shantung           | Black (with white lining) |
| 1533 | 12" WA      | (4 x 6) x (8 x 12) x 8"   | 507-Slubless Innsbruck | Egg                       |
| 1536 | 12" WA      | (4 x 6) x (8 x 12) x 8"   | 507-Slubless Innsbruck | White                     |
| 1537 | 12" WA      | (4 x 6) x (8 x 12) x 8"   | 514-Slubless           | Tan                       |
| 1538 | 12" WA      | (4 x 6) x (8 x 12) x 8"   | 507-Slubless Innsbruck | Oyster                    |
| 1560 | 14" WA      | (4.5 x 7) x (9 x 14) x 9" | 950-Shantung           | Black (with white lining) |
| 1563 | 14" WA      | (4.5 x 7) x (9 x 14) x 9" | 507-Slubless Innsbruck | Egg                       |
| 1566 | 14" WA      | (4.5 x 7) x (9 x 14) x 9" | 507-Slubless Innsbruck | White                     |
| 1567 | 14" WA      | (4.5 x 7) x (9 x 14) x 9" | 514-Slubless           | Tan                       |
| 1568 | 14" WA      | (4.5 x 7) x (9 x 14) x 9" | 507-Slubless Innsbruck | Oyster                    |
| 1580 | 16" WA      | (5 x 8) x (10 x 16) x 11" | 950-Shantung           | Black (with white lining) |
| 1583 | 16" WA      | (5 x 8) x (10 x 16) x 11" | 507-Slubless Innsbruck | Egg                       |
| 1586 | 16" WA      | (5 x 8) x (10 x 16) x 11" | 507-Slubless Innsbruck | White                     |
| 1587 | 16" WA      | (5 x 8) x (10 x 16) x 11" | 514-Slubless           | Tan                       |
| 1588 | 16" WA      | (5 x 8) x (10 x 16) x 11" | 507-Slubless Innsbruck | Oyster                    |

# SL51 - Extra Deep Empire

| QRN# | Size/Fitter | Measurements  | Fabric                 | Color  |
|------|-------------|---------------|------------------------|--------|
| 1100 | 16" WA      | 9 x 16 x 14"  | 850-Mushroom pleat     | White  |
| 1101 | 16" WA      | 9 x 16 x 14"  | 850-Mushroom pleat     | Egg    |
| 1102 | 16" WA      | 9 x 16 x 14"  | 522-Linen              | White  |
| 1103 | 16" WA      | 9 x 16 x 14"  | 522-Linen              | Beige  |
| 1105 | 16" WA      | 9 x 16 x 14"  | 507-Slubless Innsbruck | Egg    |
| 1106 | 16" WA      | 9 x 16 x 14"  | 507-Slubless Innsbruck | White  |
| 1107 | 16" WA      | 9 x 16 x 14"  | 514-Slubless           | Tan    |
| 1109 | 16" WA      | 9 x 16 x 14"  | 507-Slubless Innsbruck | Oyster |
| 1110 | 18" WA      | 10 x 18 x 15" | 850-Mushroom pleat     | White  |
| 1111 | 18" WA      | 10 x 18 x 15" | 850-Mushroom pleat     | Egg    |
| 1112 | 18" WA      | 10 x 18 x 15" | 522-Linen              | White  |
| 1113 | 18" WA      | 10 x 18 x 15" | 522-Linen              | Beige  |
| 1115 | 18" WA      | 10 x 18 x 15" | 507-Slubless Innsbruck | Egg    |
| 1116 | 18" WA      | 10 x 18 x 15" | 507-Slubless Innsbruck | White  |
| 1117 | 18" WA      | 10 x 18 x 15" | 514-Slubless           | Tan    |
| 1119 | 18" WA      | 10 x 18 x 15" | 507-Slubless Innsbruck | Oyster |



522 White



522 Beige



850 White



850 Egg



507 Egg



507 Oyster



514 Tan



507 White

# SL46 - Deep Empire



522 White

| QRN# | Size/Fitter | Measurements  | Fabric                 | Color                        |
|------|-------------|---------------|------------------------|------------------------------|
| 1370 | 14" WA      | 8 x 14 x 11"  | 850-Mushroom pleat     | White                        |
| 1371 | 14" WA      | 8 x 14 x 11"  | 850-Mushroom pleat     | Egg                          |
| 1372 | 14" WA      | 8 x 14 x 11"  | 522-Linen              | White                        |
| 1373 | 14" WA      | 8 x 14 x 11"  | 522-Linen              | Beige                        |
| 1375 | 14" WA      | 8 x 14 x 11"  | 507-Stubless Innsbruck | Egg                          |
| 1376 | 14" WA      | 8 x 14 x 11"  | 507-Stubless Innsbruck | White                        |
| 1377 | 14" WA      | 8 x 14 x 11"  | 514-Stubless           | Tan                          |
| 1378 | 14" WA      | 8 x 14 x 11"  | 950-Shantung           | Black<br>(with white lining) |
| 1379 | 14" WA      | 8 x 14 x 11"  | 507-Stubless Innsbruck | Oyster                       |
| 1380 | 16" WA      | 9 x 16 x 12"  | 850-Mushroom pleat     | White                        |
| 1381 | 16" WA      | 9 x 16 x 12"  | 850-Mushroom pleat     | Egg                          |
| 1382 | 16" WA      | 9 x 16 x 12"  | 522-Linen              | White                        |
| 1383 | 16" WA      | 9 x 16 x 12"  | 522-Linen              | Beige                        |
| 1385 | 16" WA      | 9 x 16 x 12"  | 507-Stubless Innsbruck | Egg                          |
| 1386 | 16" WA      | 9 x 16 x 12"  | 507-Stubless Innsbruck | White                        |
| 1387 | 16" WA      | 9 x 16 x 12"  | 514-Stubless           | Tan                          |
| 1388 | 16" WA      | 9 x 16 x 12"  | 950-Shantung           | Black<br>(with white lining) |
| 1389 | 16" WA      | 9 x 16 x 12"  | 507-Stubless Innsbruck | Oyster                       |
| 1390 | 18" WA      | 10 x 18 x 13" | 850-Mushroom pleat     | White                        |
| 1391 | 18" WA      | 10 x 18 x 13" | 850-Mushroom pleat     | Egg                          |
| 1392 | 18" WA      | 10 x 18 x 13" | 522-Linen              | White                        |
| 1393 | 18" WA      | 10 x 18 x 13" | 522-Linen              | Beige                        |
| 1395 | 18" WA      | 10 x 18 x 13" | 507-Stubless Innsbruck | Egg                          |
| 1396 | 18" WA      | 10 x 18 x 13" | 507-Stubless Innsbruck | White                        |
| 1397 | 18" WA      | 10 x 18 x 13" | 514-Stubless           | Tan                          |
| 1398 | 18" WA      | 10 x 18 x 13" | 950-Shantung           | Black<br>(with white lining) |
| 1399 | 18" WA      | 10 x 18 x 13" | 507-Stubless Innsbruck | Oyster                       |



850 Egg



850 White



950 Black



514 Tan



507 White



# Chandelier Shades



409 Brown

## SL20 - Crinkle Paper Empire

| QRN# | Size/Fitter | VP  | Measurements  | Fabric            | Color |
|------|-------------|-----|---------------|-------------------|-------|
| 3524 | 5" FL       | n/a | 2.5 x 5 x 4"  | 409-Crinkle Paper | Brown |
| 3531 | 6" FL       | n/a | 3 x 6 x 4.25" | 409-Crinkle Paper | Brown |

## SL26 - Corset Drum

| QRN#  | Size/Fitter | VP  | Measurements       | Fabric | Color      | Trim  |
|-------|-------------|-----|--------------------|--------|------------|-------|
| 54055 | 4.5" Dbl FL | n/a | 4 x 4.25 x 4.25"   | 313    | Natural    | Self  |
| 54062 | 4.5" Dbl FL | n/a | 4 x 4.25 x 4.25"   | 317    | Natural    | Black |
| 54069 | 4.5" Dbl FL | n/a | 4 x 4.25 x 4.25"   | 517    | Steel Blue | Self  |
| 54076 | 5.5" Dbl FL | n/a | 5.25 x 5.5 x 4.75" | 313    | Natural    | Self  |
| 54083 | 5.5" Dbl FL | n/a | 5.25 x 5.5 x 4.75" | 317    | Natural    | Black |
| 54090 | 5.5" Dbl FL | n/a | 5.25 x 5.5 x 4.75" | 517    | Steel Blue | Self  |



313 Natural



317 Natural



517 Steel Blue



528 Dune



528 Snow

## SL27 - Soft Box

| QRN#  | Size/Fitter | VP  | Measurements     | Fabric | Color | Trim |
|-------|-------------|-----|------------------|--------|-------|------|
| 54104 | 4.5" Dbl FL | n/a | 4.5 x 4.5 x 4.5" | 528    | Dune  | Self |
| 54111 | 4.5" Dbl FL | n/a | 4.5 x 4.5 x 4.5" | 528    | Snow  | Self |
| 54125 | 5.5" Dbl FL | n/a | 5.5 x 5.5 x 5.5" | 528    | Dune  | Self |
| 54132 | 5.5" Dbl FL | n/a | 5.5 x 5.5 x 5.5" | 528    | Snow  | Self |



# SL35 - Drum



506 Taupe



506 Ivory



506 Multi-Color



317 Natural



614 Antique Gold



528 Snow

| QRN#  | Size/Fitter | VP  | Measurements     | Fabric | Color                             | Trim  |
|-------|-------------|-----|------------------|--------|-----------------------------------|-------|
| 53803 | 4" Dbl FL   | n/a | 4 x 4 x 4.5"     | 317    | Natural                           | Black |
| 53810 | 4" Dbl FL   | n/a | 4 x 4 x 4.5"     | 614    | Antique Gold                      | RE    |
| 53817 | 4" Dbl FL   | n/a | 4 x 4 x 4.5"     | 506    | Multi-Color Grasscloth            | Self  |
| 53818 | 4" Dbl FL   | n/a | 4 x 4 x 4.5"     | 506    | Taupe Grasscloth                  | Self  |
| 53819 | 4" Dbl FL   | n/a | 4 x 4 x 4.5"     | 506    | Ivory Grasscloth                  | Self  |
| 53824 | 4.5" Dbl FL | n/a | 4.5 x 4.5 x 4.5" | 317    | Natural                           | Black |
| 53831 | 4.5" Dbl FL | n/a | 4.5 x 4.5 x 4.5" | 517    | Graphite<br>(with Natural Lining) | RE    |
| 53838 | 4.5" Dbl FL | n/a | 4.5 x 4.5 x 4.5" | 528    | Snow                              | RE    |
| 53845 | 5" Dbl FL   | n/a | 5 x 5 x 5.5"     | 317    | Natural                           | Black |
| 53852 | 5" Dbl FL   | n/a | 5 x 5 x 5.5"     | 614    | Antique Gold                      | RE    |
| 53859 | 5" Dbl FL   | n/a | 5 x 5 x 5.5"     | 506    | Multi-Color Grasscloth            | Self  |
| 53860 | 5" Dbl FL   | n/a | 5 x 5 x 5.5"     | 506    | Taupe Grasscloth                  | Self  |
| 53861 | 5" Dbl FL   | n/a | 5 x 5 x 5.5"     | 506    | Ivory Grasscloth                  | Self  |
| 53866 | 6" Dbl FL   | n/a | 6 x 6 x 6"       | 317    | Natural                           | Black |
| 53873 | 6" Dbl FL   | n/a | 6 x 6 x 6"       | 517    | Graphite<br>(with Natural Lining) | RE    |
| 53880 | 6" Dbl FL   | n/a | 6 x 6 x 6"       | 528    | Snow                              | RE    |

# SL35 - Multi Spine Mouton

| QRN#  | Size/Fitter | VP  | Measurements | Fabric | Color     | Trim |
|-------|-------------|-----|--------------|--------|-----------|------|
| 53796 | 5" Dbl FCL  | n/a | 4 x 5 x 5"   | 404    | Parchment | RE   |



404 Parchment

## SL35 - Side Pleat



401 White



401 Black



401 Oyster

| QRN# | Size/Fitter | VP  | Measurements     | Fabric         | Color      |
|------|-------------|-----|------------------|----------------|------------|
| 3821 | 3" FL       | n/a | 2.5 x 3.5 x 3.5" | 401-Side Pleat | White      |
| 3876 | 3" FL       | n/a | 2.5 x 3.5 x 3.5" | 401-Side Pleat | Oyster     |
| 3937 | 3" FL       | n/a | 2.5 x 3.5 x 3.5" | 401-Side Pleat | Black/Gold |
| 3838 | 4" FL       | n/a | 3 x 4 x 4"       | 401-Side Pleat | White      |
| 3289 | 4" FL       | n/a | 3 x 4 x 4"       | 401-Side Pleat | Oyster     |
| 3944 | 4" FL       | n/a | 3 x 4 x 4"       | 401-Side Pleat | Black/Gold |
| 3845 | 5" FL       | n/a | 2.5 x 5 x 4"     | 401-Side Pleat | White      |
| 3296 | 5" FL       | n/a | 2.5 x 5 x 4"     | 401-Side Pleat | Oyster     |
| 3951 | 5" FL       | n/a | 2.5 x 5 x 4"     | 401-Side Pleat | Black/Gold |
| 3883 | 6" FL       | n/a | 3 x 6 x 4.5"     | 401-Side Pleat | Oyster     |
| 3968 | 6" FL       | n/a | 3 x 6 x 4.5"     | 401-Side Pleat | Black/Gold |

## SL35 - Tissue Shantung

| QRN# | Size/Fitter | VP  | Measurements    | Fabric              | Color |
|------|-------------|-----|-----------------|---------------------|-------|
| 4125 | 3" FL       | n/a | 2.5 x 3 x 3.25" | 410-Tissue Shantung | Egg   |
| 3333 | 4" FL       | n/a | 3 x 4 x 4.25"   | 410-Tissue Shantung | White |
| 3326 | 4" FL       | n/a | 3 x 4 x 4.25"   | 410-Tissue Shantung | Egg   |



410 Egg



410 White



403 Oyster

## SL47 - Swirled Side Pleat

| QRN# | Size/Fitter | VP  | Measurements     | Fabric                 | Color  |
|------|-------------|-----|------------------|------------------------|--------|
| 4019 | 3" FL       | n/a | 2.5 x 3.5 x 3.5" | 403-Swirled Side Pleat | Oyster |
| 3265 | 4" FL       | n/a | 2.5 x 4 x 4"     | 403-Swirled Side Pleat | Oyster |
| 3272 | 5" FL       | n/a | 3 x 5 x 4.5"     | 403-Swirled Side Pleat | Oyster |

# SL48 - Linen

| QRN# | Size/Fitter | VP  | Measurements  | Fabric    | Color |
|------|-------------|-----|---------------|-----------|-------|
| 4347 | 5" FL       | n/a | 2.5 x 5 x 4"  | 422-Linen | White |
| 4378 | 5" FL       | n/a | 2.5 x 5 x 4"  | 422-Linen | Beige |
| 4354 | 6" FL       | n/a | 3 x 6 x 4.25" | 422-Linen | White |
| 4385 | 6" FL       | n/a | 3 x 6 x 4.25" | 422-Linen | Beige |



422 Beige



422 White



404 Faux Animal Hide



404 Parchment

# SL49 - Faux Animal Hide

No Lining

| QRN#  | Size/Fitter | VP  | Measurements    | Fabric               | Color            |
|-------|-------------|-----|-----------------|----------------------|------------------|
| 3234  | 4" FL       | n/a | 2.75 x 4 x 4"   | 404-Faux Animal Hide | Parchment        |
| 4026  | 5" FL       | n/a | 3 x 5 x 4.25"   | 404-Faux Animal Hide | Parchment        |
| 12625 | 6" FL       | n/a | 3.5 x 6 x 5.75" | 404-Faux Animal Hide | Parchment        |
| 53086 | 6" FL       | n/a | 3 x 6 x 4.25"   | 404-Faux Animal Hide | Faux Animal Hide |



# SL49 - Pure Silk Dupioni

| QRN#  | Size/Fitter | VP | Measurements    | Fabric                | Color        |
|-------|-------------|----|-----------------|-----------------------|--------------|
| 11406 | 4" FL       | VP | 2.5 x 4 x 3.75" | 414-Pure Silk Dupioni | Egg          |
| 13165 | 4" FL       | VP | 2.5 x 4 x 3.75" | 414-Pure Silk Dupioni | Black/Bronze |
| 11482 | 4" FL       | VP | 2.5 x 4 x 3.75" | 414-Pure Silk Dupioni | Buttercup    |
| 11529 | 5" FL       | VP | 2.5 x 5 x 4"    | 414-Pure Silk Dupioni | Egg          |
| 4538  | 5" FL       | VP | 2.5 x 5 x 4"    | 414-Pure Silk Dupioni | Black/Bronze |
| 11604 | 5" FL       | VP | 2.5 x 5 x 4"    | 414-Pure Silk Dupioni | Buttercup    |
| 11543 | 5" FL       | VP | 2.5 x 5 x 4"    | 414-Pure Silk Dupioni | Red          |
| 12304 | 6" FL       | VP | 3 x 6 x 4.25"   | 414-Pure Silk Dupioni | Egg          |
| 4545  | 6" FL       | VP | 3 x 6 x 4.25"   | 414-Pure Silk Dupioni | Black/Bronze |
| 12380 | 6" FL       | VP | 3 x 6 x 4.25"   | 414-Pure Silk Dupioni | Buttercup    |



414 Buttercup



414 Egg



414 Black



414 Red



416 Oyster

## SL49 - Pure Silk Shantung

| QRN# | Size/Fitter | VP  | Measurements    | Fabric                 | Color  |
|------|-------------|-----|-----------------|------------------------|--------|
| 4200 | 4" FL       | n/a | 2.5 x 4 x 3.75" | 416-Pure Silk Shantung | Oyster |
| 4217 | 5" FL       | n/a | 2.5 x 5 x 4"    | 416-Pure Silk Shantung | Oyster |

## SL49 - Pure Silk Pongee

| QRN#  | Size/Fitter | VP  | Measurements    | Fabric               | Color   |
|-------|-------------|-----|-----------------|----------------------|---------|
| 4231  | 4" FL       | n/a | 2.5 x 4 x 3.75" | 417-Pure Silk Pongee | Egg     |
| 4262  | 4" FL       | n/a | 2.5 x 4 x 3.75" | 417-Pure Silk Pongee | Natural |
| 3395  | 5" FL       | n/a | 2.5 x 5 x 4"    | 417-Pure Silk Pongee | Egg     |
| 3388  | 5" FL       | n/a | 2.5 x 5 x 4"    | 417-Pure Silk Pongee | Natural |
| 13028 | 6" FL       | n/a | 3 x 6 x 4.25"   | 417-Pure Silk Pongee | Egg     |
| 13035 | 6" FL       | n/a | 3 x 6 x 4.25"   | 417-Pure Silk Pongee | Natural |



417 Natural



417 Egg



08 DSP Cream



08 DSP Vintage Gold

## SL49 - Empire

| QRN#  | Size/Fitter | VP  | Measurements  | Fabric                  | Color             |
|-------|-------------|-----|---------------|-------------------------|-------------------|
| 51938 | 5" FL       | n/a | 2.5 x 5 x 4"  | 04-Faux Leather         | Antique Parchment |
| 51945 | 5" FL       | n/a | 2.5 x 5 x 4"  | 424-Faux Marble Leather | Antique Parchment |
| 52751 | 5" FL       | n/a | 2.5 x 5 x 4"  | 08-DSP Shantung         | Cream             |
| 52768 | 5" FL       | n/a | 2.5 x 5 x 4"  | 08-DSP Shantung         | Vintage Gold      |
| 52775 | 6" FL       | n/a | 3 x 6 x 4.25" | 08-DSP Shantung         | Cream             |
| 52782 | 6" FL       | n/a | 3 x 6 x 4.25" | 08-DSP Shantung         | Vintage Gold      |



04 Faux Leather



424 Faux Marble Leather

# SL206 - Pencil Pleat


| QRN#  | Size/Fitter | VP  | Measurements   | Fabric           | Color    |
|-------|-------------|-----|----------------|------------------|----------|
| 51211 | 5" FL       | n/a | 3.25 x 5 x 4"  | 405-Pencil Pleat | Magnolia |
| 51228 | 5" FL       | n/a | 3.25 x 5 x 4"  | 405-Pencil Pleat | Ash      |
| 51259 | 7" Clip     | n/a | 4.5 x 7 x 5.5" | 405-Pencil Pleat | Magnolia |
| 51266 | 7" Clip     | n/a | 4.5 x 7 x 5.5" | 405-Pencil Pleat | Ash      |



# Hardback Chandelier

| QRN# | Size/Fitter | VP  | Measurements | Fabric                 | Color                           |
|------|-------------|-----|--------------|------------------------|---------------------------------|
| 1201 | 4" FL       | n/a | 3 x 4 x 4"   | 123-Paper              | Black (with gold lining)        |
| 1202 | 5" FL       | n/a | 2.5 x 5 x 4" | 123-Paper              | Black (with gold lining)        |
| 1211 | 4" FL       | n/a | 3 x 4 x 4"   | 513-Paper              | Black (with white lining)       |
| 1212 | 5" FL       | n/a | 2.5 x 5 x 4" | 513-Paper              | Black (with white lining)       |
| 1216 | 4" FL       | n/a | 3 x 4 x 4"   | 513-Paper              | Gloss white (with white lining) |
| 1217 | 5" FL       | n/a | 2.5 x 5 x 4" | 513-Paper              | Gloss white (with white lining) |
| 1221 | 4" FL       | n/a | 3 x 4 x 4"   | 522-Linen              | Off White                       |
| 1222 | 5" FL       | n/a | 2.5 x 5 x 4" | 522-Linen              | Off White                       |
| 1226 | 4" FL       | n/a | 3 x 4 x 4"   | 522-Linen              | Beige                           |
| 1227 | 5" FL       | n/a | 2.5 x 5 x 4" | 522-Linen              | Beige                           |
| 1231 | 4" FL       | n/a | 3 x 4 x 4"   | 850-Mushroom pleat     | White                           |
| 1232 | 5" FL       | n/a | 2.5 x 5 x 4" | 850-Mushroom pleat     | White                           |
| 1236 | 4" FL       | n/a | 3 x 4 x 4"   | 850-Mushroom pleat     | Egg                             |
| 1237 | 5" FL       | n/a | 2.5 x 5 x 4" | 850-Mushroom pleat     | Egg                             |
| 1248 | 4" FL       | n/a | 3 x 4 x 4"   | 507-Slubless Innsbruck | Oyster                          |
| 1249 | 5" FL       | n/a | 2.5 x 5 x 4" | 507-Slubless Innsbruck | Oyster                          |
| 1256 | 4" FL       | n/a | 3 x 4 x 4"   | 540-Kraft Paper        | Oil                             |
| 1257 | 5" FL       | n/a | 2.5 x 5 x 4" | 540-Kraft Paper        | Oil                             |
| 1259 | 4" FL       | n/a | 3 x 4 x 4"   | 514-Slubless           | Bronze                          |
| 1260 | 5" FL       | n/a | 2.5 x 5 x 4" | 514-Slubless           | Bronze                          |
| 1262 | 4" FL       | n/a | 3 x 4 x 4"   | 507-Slubless Innsbruck | Egg                             |
| 1263 | 5" FL       | n/a | 2.5 x 5 x 4" | 507-Slubless Innsbruck | Egg                             |
| 1264 | 4" FL       | n/a | 3 x 4 x 4"   | 507-Slubless Innsbruck | White                           |
| 1265 | 5" FL       | n/a | 2.5 x 5 x 4" | 507-Slubless Innsbruck | White                           |
| 1267 | 4" FL       | n/a | 3 x 4 x 4"   | 514-Slubless           | Tan                             |
| 1268 | 5" FL       | n/a | 2.5 x 5 x 4" | 514-Slubless           | Tan                             |





## Pendant Kits




317 Natural Retro Drum  
317 Egg True Drum inset  
1 Lite Black Corded Pendant kit  
with bottom diffusers on each



# Pendant Kits



2 light "S" cluster, soft cord  
Nickel




2 light "S" cluster  
Oil Rubbed Bronze

| Part #         | Product Description                                     | Color             |
|----------------|---|-------------------|
| CNDK-003-0-WH  | 3 light cluster, soft cord (no stems). Hardwire version | Gloss White       |
| CNDK-002-0-NK  | 2 light cluster, soft cord (no stems). Hardwire version | Brushed nickel    |
| PNDK-001-0-AB  | 1 light cluster. Hardwire version                       | Antique Brass     |
| PNDK-002-0-AB  | 2 light "S" cluster. Hardwire version                   | Antique Brass     |
| PNDK-003-0-AB  | 3 light cluster. Hardwire version                       | Antique Brass     |
| PNDK-003-1-AB  | 3 light cluster. Pullchain version                      | Antique Brass     |
| PNDK-001-0-NK  | 1 light cluster. Hardwire version                       | Brushed nickel    |
| PNDK-002-0-NK  | 2 light "S" cluster. Hardwire version                   | Brushed nickel    |
| PNDK-003-0-NK  | 3 light cluster. Hardwire version                       | Brushed nickel    |
| CNDK-001-0-BLK | 1 light cluster, soft cord (no stems). Hardwire version | Satin Black       |
| CNDK-003-0-BLK | 3 light cluster, soft cord (no stems). Hardwire version | Satin Black       |
| PNDK-001-0-BL  | 1 light cluster. Hardwire version                       | Satin Black       |
| PNDK-003-0-BL  | 3 light cluster. Hardwire version                       | Satin Black       |
| PNDK-001-0-ORB | 1 light cluster. Hardwire version                       | Oil Rubbed Bronze |
| PNDK-002-0-ORB | 2 light "S" cluster. Hardwire version                   | Oil Rubbed Bronze |
| PNDK-003-0-ORB | 3 light cluster. Hardwire version                       | Oil Rubbed Bronze |

\*Solid stem kits come with 6", 12" and 18" pipes as standard. Additional stems available for purchase upon request.

## FEATURES

- Diffusers can be purchased for \$1.50/inch
- Diffuser options: acrylic or matching construction
- 3 stems included: 6", 12", 18"
- In stock and ready to ship
- Custom lampshades available (lead times apply)
- Minimum shade diameter for use with triple socket is 19 inches
- Designed for use with Type A lamps
- U.L. Listed



Antique Brass



Brushed Nickel



Black Satin



Oil Rubbed Bronze

# Lake Shore Studios, LLC

1207 NE Industrial Park Road  
P.O. Box 1929  
Meridian, Mississippi 39302

Phone: 601.483.0980  
Fax: 601.483.8527